

Punj Lloyd Ltd

Corporate Office I, 78 Institutional Area, Sector 32, Gurgaon 122 001, India
T +91 124 262 0123 F +91 124 262 0111
info@punjlloyd.com
www.punjlloyd.com

July 17, 2015



National Stock Exchange of India Limited
Exchange Plaza
Bandra Kurla Complex
Bandra (East)
Mumbai – 400051

BSE Limited
Department of Corporate Services
25th Floor
P J Towers
Dalal Street
Mumbai – 400001

Symbol: PUNJLLOYD

Scrip Code: 532693 / Scrip ID: PUNJLLOYD

Sub: Clause 35 of the listing Agreement

Dear Sir/Madam,

Pursuant to the provisions of Clause 35 of the Listing Agreement, please find enclosed herewith shareholding pattern of the Company as on June 30, 2015.

You are kindly requested to take the same on record.

Thanking You,

Yours faithfully

For **PUNJ LLOYD LIMITED**



Dinesh Thairani
Group President-Legal & Company Secretary

Encl: As above


(1)(a) STATEMENT SHOWING SHAREHOLDING PATTERN IN CLAUSE-35			
NAME OF THE COMPANY: PUNJ LLOYD LTD			
SCRIP CODE:	532693	Name of the Scrip: PUNJLLOYD	
Class of Security:	Equity		
QUARTER ENDED:	30/06/2015		
Partly paid-up shares	No. of partly paid-up shares	As a % of total no. of partly paid-up shares	As a % of total no. of shares of the Company.
Held by promoter/promoter group	0	0	0
Held by Public	0	0	0
Total:	0	0	0
Outstanding convertible securities:	No. of outstanding securities	As a % of total no. of outstanding convertible securities.	As a % of total no. of shares of the Company assuming full conversion of the convertible securities
Held by promoter/promoter group	0	0	0
Held by Public	0	0	0
Total:	0	0	0
Warrants:	No. of warrants	As a % of total no. of warrants	As a % of total no. of shares of the Company, assuming full conversion of warrants
Held by promoter/promoter group	0	0	0
Held by Public	0	0	0
Total:	0	0	0
Total paid-up capital of the Company, assuming full conversion of warrants and convertible securities	332095745	0	100.00




CATEGORY CODE	CATEGORY OF SHAREHOLDER	NO OF SHAREHOLDERS	TOTAL NUMBER OF SHARES	NO OF SHARES HELD IN DEMATERIALIZED FORM	TOTAL SHAREHOLDING AS A % OF TOTAL NO OF SHARES		SHARES PLEDGE OR OTHERWISE ENCUMBERED	
					AS a PERCENTAGE of (A+B)	AS a PERCENTAGE of (A+B+C)	NUMBER OF SHARES	AS a PERCENTAGE
(I)	(II)	(III)	(IV)	(V)	(VI)	(VII)	(VIII)	(IX)=(VIII)/(IV)*100
(A)	PROMOTER AND PROMOTER GROUP							
(1)	INDIAN							
(a)	Individual /HUF	8	23365245	23365245	7.04	7.04	0	0.00
(b)	Central Government/State Government(s)	0	0	0	0.00	0.00	0	0.00
(c)	Bodies Corporate	2	22148345	22148345	6.67	6.67	14450305	65.24
(d)	Financial Institutions / Banks	0	0	0	0.00	0.00	0	0.00
(e)	Any Other (specify)	0	0	0	0.00	0.00	0	0.00
	Sub-Total A(1) :	10	45513590	45513590	13.71	13.71	14450305	31.75
(2)	FOREIGN							
(a)	Individuals (NRIs/Foreign Individuals)	1	1430540	1430540	0.43	0.43	0	0.00
(b)	Bodies Corporate	1	75691430	75691430	22.79	22.79	60218955	79.56
(c)	Institutions	0	0	0	0.00	0.00	0	0.00
(d)	Qualified Foreign Investor	0	0	0	0.00	0.00	0	0.00
(e)	Any Other (specify)	0	0	0	0.00	0.00	0	0.00
	Sub-Total A(2) :	2	77121970	77121970	23.22	23.22	60218955	78.08
	Total A=A(1)+A(2)	12	122635560	122635560	36.93	36.93	74669260	60.89
(B)	PUBLIC SHAREHOLDING							
(1)	INSTITUTIONS							
(a)	Mutual Funds /UTI	1	3120	3120	0.00	0.00	0.00	0.00
(b)	Financial Institutions /Banks	31	22370566	22370566	6.74	6.74	0.00	0.00
(c)	Central Government / State Government(s)	0	0	0	0.00	0.00	0.00	0.00
(d)	Venture Capital Funds	0	0	0	0.00	0.00	0.00	0.00
(e)	Insurance Companies	0	0	0	0.00	0.00	0.00	0.00
(f)	Foreign Institutional Investors	32	9485370	9485370	2.86	2.86	0.00	0.00
(g)	Foreign Venture Capital Investors	0	0	0	0.00	0.00	0.00	0.00
(h)	Qualified Foreign Investor	0	0	0	0.00	0.00	0.00	0.00
(i)	Any Other (specify)	0	0	0	0.00	0.00	0.00	0.00
	Sub-Total B(1) :	64	31859056	31859056	9.59	9.59	0.00	0.00
(2)	NON-INSTITUTIONS							
(a)	Bodies Corporate	2214	31891179	31891089	9.60	9.60	0.00	0.00
(b)	Individuals							
	(i) Individuals holding nominal share capital upto Rs.1 lakh	355562	125940017	125916578	37.92	37.92	0.00	0.00
	(ii) Individuals holding nominal share capital in excess of Rs.1 lakh	84	11164104	11164104	3.36	3.36	0.00	0.00



CATEGORY CODE	CATEGORY OF SHAREHOLDER	NO OF SHAREHOLDERS	TOTAL NUMBER OF SHARES	NO OF SHARES HELD IN DEMATERIALIZED FORM	TOTAL SHAREHOLDING AS A % OF TOTAL NO OF SHARES		SHARES PLEDGE OR OTHERWISE ENCUMBERED	
					AS a PERCENTAGE of (A+B)	AS a PERCENTAGE of (A+B+C)	NUMBER OF SHARES	AS a PERCENTAGE
(I)	(II)	(III)	(IV)	(V)	(VI)	(VII)	(VIII)	(IX)=(VIII)/(IV)* 100
(c)	Qualified Foreign Investor	0	0	0	0.00	0.00	0.00	0.00
(d)	Any Other (specify)						0.00	0.00
	TRUSTS	8	31250	31250	0.01	0.01	0.00	0.00
	NON RESIDENT INDIANS	4130	7695920	7694875	2.32	2.32	0.00	0.00
	FOREIGN NATIONALS	1	500	500	0.00	0.00	0.00	0.00
	CLEARING MEMBERS	231	878159	878159	0.26	0.26	0.00	0.00
							0.00	0.00
	Sub-Total B(2) :	362230	177601129	177576555	53.48	53.48	0.00	0.00
							0.00	0.00
	Total B=B(1)+B(2) :	362294	209460185	209435611	63.07	63.07	0.00	0.00
							0.00	0.00
	Total (A+B) :	362306	332095745	332071171	100.01	100.00	0.00	0.00
(C)	Shares held by custodians, against which Depository Receipts have been issued	0	0	0	0.00	0.00	0.00	0.00
(1)	Promoter and Promoter Group	0	0	0	0.00	0.00	0.00	0.00
(2)	Public	0	0	0	0.00	0.00	0.00	0.00
	GRAND TOTAL (A+B+C) :	362306	332095745	332071171	100.00	100.00	74669260	22.48




(i)(b) Statement showing holding of securities (including shares, warrants, convertible securities) of persons belonging to the category "Promoter and Promoter Group"											
Sr.No	Name of the Shareholder	Details of Shares held		Encumbered shares (*)			Details of Warrants		Details of convertible securities		Total Shares (including underlying shares assuming full conversion of warrants and convertible securities) as a % of diluted share capital
		No. of Shares held	As a % of grand total (A)+(B)+(C)	Pledge Shares	AS a percentage	AS a % of grand total (A) + (B) + (C) of sub-clause (I)(a)	Number of warrants held	As a % total number of warrants of the same class	Number of convertible securities held	As a % total number of convertible securities of the same class	
(I)	(II)	(III)	(IV)	(V)	(VI)=(V)/(III)*100	(VII)	(VIII)	(IX)	(X)	(XI)	(XII)
1	CAWDOR ENTERPRISES LIMITED	75691430	22.79	60218955	79.56	18.13	0	0.00	0	0.00	22.79
2	SPECTRA PUNJ FINANCE PRIVATE LIMITED	22148305	6.67	14450305	65.24	4.35	0	0.00	0	0.00	6.67
3	SATYANARIAN PRAKASH PUNJ / INDU RANI PUNJ	10537281	3.17	0	0.00	0.00	0	0.00	0	0.00	3.17
4	INDU RANI PUNJ/SATYANARIAN PRAKASH PUNJ	9997065	3.01	0	0.00	0.00	0	0.00	0	0.00	3.01
5	ATUL PUNJ	1430540	0.43	0	0.00	0.00	0	0.00	0	0.00	0.43
6	UDAY PUNJ - HUF	781246	0.24	0	0.00	0.00	0	0.00	0	0.00	0.24
7	MANGALAM PUNJ / UDAY PUNJ	774962	0.23	0	0.00	0.00	0	0.00	0	0.00	0.23
8	UDAY PUNJ / MANGALAM PUNJ	624935	0.19	0	0.00	0.00	0	0.00	0	0.00	0.19
9	JYOTI PUNJ	501725	0.15	0	0.00	0.00	0	0.00	0	0.00	0.15
10	UDAY PUNJ	147211	0.04	0	0.00	0.00	0	0.00	0	0.00	0.04
11	ATUL PUNJ - HUF	820	0.00	0	0.00	0.00	0	0.00	0	0.00	0.00
12	PLE HYDRAULICS PRIVATE LIMITED	40	0.00	0	0.00	0.00	0	0.00	0	0.00	0.00
TOTAL :		122635560	36.93	74669260	60.89	22.48	0	0.00	0	0.00	36.93



(I)(c)(i) Statement showing holding of securities (including shares, warrants, convertible securities) of persons belonging to the category "Public" and holding more than 1% of the total number of shares								
Sr.No.	Name of the shareholder	Number of shares held	Shares as a percentage of total number of shares (i.e., Grant total (A)+(B)+(C) Indicated in Statement at para (I)(a) above)	Details of warrants		Details of convertible securities		Total shares (including underlying shares assuming full conversion of warrants and convertible securities) as a % of diluted share capital)
				Number of warrants held	As a % total number of warrants of the same class	Number of convertible securities held	% w.r.t total number of convertible securities of the same class	
1	LIFE INSURANCE CORPORATION OF INDIA	5848756	1.76	0	0.00	0	0.00	1.76
2	LIC OF INDIA MARKET PLUS 1 GROWTH FUND	5806337	1.75	0	0.00	0	0.00	1.75
TOTAL :		11655093	3.51	0	0.00	0	0.00	3.51

(I)(c)(ii) Statement showing holding of securities (including shares, warrants, convertible securities) of persons (together with PAC) belonging to the category "Public" and holding more than 5% of the total number of shares of the company								
Sr.No.	Name(s) of the shareholder(s) and the Persons Acting in Concert (PAC) with them	Number of shares held	Shares as a percentage of total number of shares (i.e., Grant total (A)+(B)+(C) Indicated in Statement at para (I)(a) above)	Details of warrants		Details of convertible securities		Total shares (including underlying shares assuming full conversion of warrants and convertible securities) as a % of diluted share capital)
				Number of warrants held	As a % total number of warrants of the same class	Number of convertible securities held	% w.r.t total number of convertible securities of the same class	
TOTAL :		0	0	0	0	0	0	0



(I)(d) STATEMENT SHOWING DETAILS OF LOCKED-IN SHARES"				
Sr.No.	Name of the shareholder	Number of locked-in shares	Locked-in shares as a (%) percentage of total number of shares (i.e, Grand Total (A)+(B)+(C) Indicated in Statement at para (I)(a) above}	Promoter/Promoter Group/Public
TOTAL :		0	0	

(II)(a) STATEMENT SHOWING DETAILS OF DEPOSITORY RECEIPTS (DRS)				
Sr.No.	Type of outstanding DR (ADRs,GDRs,SDRs,etc.)	Number of outstanding DRs	Number of shares underlying outstanding DRs	Shares underlying outstanding DRs as a percentage of total number of shares (i.e., Grand Total (A)+(B)+(C) Indicated in Statement at Para(I)(a) above}
TOTAL :		0	0	0

(II)(b) Statement showing Holding of Depository Receipts (DRs), where underlying shares held by				
Sr.No.	Name of the DR Holder	Type of outstanding DR (ADRs,GDRs,S DRs,etc.)	Number of shares underlying outstanding DRs	Shares underlying outstanding DRs as a percentage of total number of shares (i.e., Grand Total (A)+(B)+(C) indicated in Statement at para(I)(a) above}
TOTAL :			0	0

