

**Punj Lloyd Ltd**

Corporate Office I, 78 Institutional Area, Sector 32, Gurgaon 122 001, India  
T +91 124 2620 123 F +91 124 2620 111  
www.punjlloyd.com



**January 16, 2017**

**National Stock Exchange of India Limited**

Exchange Plaza  
Bandra Kurla Complex  
Bandra (East)  
Mumbai – 400051

**BSE Limited**

Department of Corporate Services  
25th Floor  
P J Towers  
Dalal Street  
Mumbai – 400001

**Symbol: PUNJLLOYD**

**Scrip Code: 532693/PUNJLLOYD**

**Sub: Disclosure under Regulation 31 (1) (b) of the SEBI (Listing Obligations & Disclosure Requirements) Regulations, 2015**

Dear Sir/Madam,

Pursuant to the provisions of captioned regulation, please find enclosed herewith shareholding pattern of the Company as on December 31, 2016.

You are kindly requested to take the same on record.


Thanking You,

Yours faithfully

For **PUNJ LLOYD LIMITED**

A handwritten signature in black ink, appearing to read 'Dinesh Thairani'.

**Dinesh Thairani**  
Group President-Legal & Company Secretary



Encl: As above

**Registered Office**

Punj Lloyd House, 17-18 Nehru Place, New Delhi 110 019, India

info@punjlloyd.com

CIN: L74899DL1988PLC033314

Format of Holding of Specified securities		
1.	Name of Listed Entity:PUNJ LLOYD LTD	
2.	Scrip Code/Name of Scrip/Class of Security:532693,PUNJLLOYD,EQUITY SHARES	
3.	Share Holding Pattern Filed under: Reg. 31(1)(a)/Reg.31(1)(b)/Reg.31(1)(c)	
	a. if under 31(1)(b) then indicate the report for quarter ending 30/06/2016	
	b. if under 31(1)(c) then indicate date of allotment/extinguishment	
4.	Declaration : The Listed entity is required to submit the following declaration to the extent of submission of information:	
	Particulars	YES*
a	Whether the Listed Entity has issued any partly paid up shares	NO*
b	Whether the Listed Entity has issued any Convertible Securities or Warrants?	NO*
c	Whether the Listed Entity has any shares against which depository receipts are issued?	NO*
d	Whether the Listed Entity has any shares in locked-in?	NO*
e	Whether any shares held by promoters are pledge or otherwise encumbered?#	YES*
	*if the Listed Entity selects the option 'NO' for the questions above, the columns for the partly paid up shares, Outstanding Convertible Securities/Warrants, depository receipts, locked-in shares, No of shares pledged or otherwise encumbered by promoters, as applicable, shall not be displayed at the time of dissemination on the Stock Exchange website. Also wherever there is 'No' declared by Listed entity in above table the values will be considered as 'Zero' by default on submission of the format of holding of specified securities.	
	# Such shares are governed by Non disposal agreements entered into by Promoters with the Lenders of the Company.	
5	The tabular format for disclosure of holding of specified securities is as follows:	



Table I - Summary Statement holding of specified securities

Category	Category of Shareholder	No of Shareholders	No of fully paid up equity shares held	No of Partly paid-up equity shares held	No of Shares Underlying Depository Receipts	Total No of Shares Held (VII) = (IV)+(V)+(VI)	Shareholding as a % of total no of shares (As a % of	Number of Voting Rights held in each class of securities			No of Shares Underlying Outstanding convertible securities	Shareholding as a % assuming full conversion	Number of Locked in Shares		Number of Shares pledged or otherwise encumbered		Number of equity shares held in dematerialized form	
								No of Voting Rights					Total as a % of (A+B+C)	No.	As a % of total Shares	No.		As a % of total Shares
								Class X	Class Y	Total								
(I)	(II)	(III)	(IV)	(V)	(VI)	(VII)	(VIII)	(IX)			(X)	(XI)	(XII)		(XIII)	(XIV)		
(A)	Promoter & Promoter Group	8	120011878	0	0	120011878	36.14	120011878	0	120011878	36.14	0	36.14	0	0.00	74371932	61.97	120011878
(B)	Public	341674	212083867	0	0	212083867	63.86	212083867	0	212083867	63.86	0	63.86	0	0.00	NA	NA	212058439
(C)	Non Promoter-Non Public																	
(C1)	Shares underlying DRs	0	0	0	0	0	NA	0	0	0	0.00	0	NA	0	0.00	NA	NA	0
(C2)	Shares held by Employes Trusts	0	0	0	0	0	0.00	0	0	0	0.00	0	0.00	0	0.00	NA	NA	0
	<b>Total:</b>	<b>341682</b>	<b>332095745</b>	<b>0</b>	<b>0</b>	<b>332095745</b>	<b>100.00</b>	<b>332095745</b>	<b>0</b>	<b>332095745</b>	<b>100.00</b>	<b>0</b>	<b>100.00</b>	<b>0</b>	<b>0.00</b>	<b>74371932</b>	<b>22.39</b>	<b>332070317</b>




Table II - Statement showing shareholding pattern of the Promoter and Promoter Group

Category	Category & Name of the Shareholder	PAN	No of Shareholders	No of fully paid up equity shares held	No of Partly paid-up equity shares held	No of Shares Underlying Depository Receipts	Total No of Shares Held (IV+V+VI)	Shareholding as a % of total no of shares (calculated as per SCRR, 1957 (VIII) As a % of (A+B+C2)	Number of Voting Rights held in each class of securities			No of Shares Underlying Outstanding convertible securities (Including Warrants)	Shareholding as a % assuming full conversion of convertible Securities (as a percentage of diluted share capital) (VII)+(X) As a % of (A+B+C2)	Number of Locked in Shares		Number of Shares pledged or otherwise encumbered		Number of equity shares held in dematerialized form	
									No of Voting Rights					Total as a % of (A+B+C)	No.	As a % of total	No.		As a % of total
									Class X	Class Y	Total								
	(I)	(II)	(III)	(IV)	(V)	(VI)	(VII)	(VIII)	(IX)			(X)	(XI)	(XII)		(XIII)	(XIV)		
(1)	Indian																		
(a)	Individuals/Hindu undivided Family		4	21036891	0	0	21036891	6.33	21036891	0	21036891	6.33	0	0.00	0	0.00	0	0.00	21036891
	ATUL PUNJ(HUF)	AADHA4197H	1	820	0	0	820	0.00	820	0	820	0.00	0	0.00	0	0.00	0	0.00	820
	INDU RANI PUNJ JYLY SATYANARAIN PRAKASH PUNJ	AAJPP5711C	1	9997065	0	0	9997065	3.01	9997065	0	9997065	3.01	0	0.00	0	0.00	0	0.00	9997065
	SATYANARAIN PRAKASH PUNJ JLY INDU RANI PUNJ	ACMPP1444R	1	10537281	0	0	10537281	3.17	10537281	0	10537281	3.17	0	0.00	0	0.00	0	0.00	10537281
	JYOTI PUNJ	ADEPP0948L	1	501725	0	0	501725	0.15	501725	0	501725	0.15	0	0.00	0	0.00	0	0.00	501725
(b)	Central Government/State Government(s)		0	0	0	0	0	0.00	0	0	0	0.00	0	0.00	0	0.00	0	0.00	0
(c)	Financial Institutions/Banks		0	0	0	0	0	0.00	0	0	0	0.00	0	0.00	0	0.00	0	0.00	0
(d)	Any Other		2	21853017	0	0	21853017	6.58	21853017	0	21853017	6.58	0	0.00	14152977	64.76	21853017	64.76	21853017
	PLE HYDRAULICS PRIVATE LIMITED	AAACP0030E	1	40	0	0	40	0.00	40	0	40	0.00	0	0.00	0	0.00	0	0.00	40
	SPECTRA PUNJ FINANCE PRIVATE LIMITED	AAACS3351H	1	21852977	0	0	21852977	6.58	21852977	0	21852977	6.58	0	0.00	14152977	64.76	21852977	64.76	21852977
	<b>Sub-Total (A)(1)</b>		<b>6</b>	<b>42889908</b>	<b>0</b>	<b>0</b>	<b>42889908</b>	<b>12.91</b>	<b>42889908</b>	<b>0</b>	<b>42889908</b>	<b>12.91</b>	<b>0</b>	<b>0.00</b>	<b>14152977</b>	<b>33.00</b>	<b>42889908</b>	<b>33.00</b>	<b>42889908</b>
(2)	Foreign																		
(a)	Individuals (Non-Resident Individuals/Foreign Individuals)		1	1430540	0	0	1430540	0.43	1430540	0	1430540	0.43	0	0.00	0	0.00	0	0.00	1430540
	ATUL PUNJ	AAFPP1942D	1	1430540	0	0	1430540	0.43	1430540	0	1430540	0.43	0	0.00	0	0.00	0	0.00	1430540
(b)	Government		0	0	0	0	0	0.00	0	0	0	0.00	0	0.00	0	0.00	0	0.00	0
(c)	Institutions		0	0	0	0	0	0.00	0	0	0	0.00	0	0.00	0	0.00	0	0.00	0
(d)	Foreign Portfolio Investor		0	0	0	0	0	0.00	0	0	0	0.00	0	0.00	0	0.00	0	0.00	0
(e)	Any Other		1	75691430	0	0	75691430	22.79	75691430	0	75691430	22.79	0	0.00	60218955	79.56	75691430	79.56	75691430
	CAWDOR ENTERPRISES LIMITED	AAACC8363M	1	75691430	0	0	75691430	22.79	75691430	0	75691430	22.79	0	0.00	60218955	79.56	75691430	79.56	75691430
	<b>Sub-Total (A)(2)</b>		<b>2</b>	<b>77121970</b>	<b>0</b>	<b>0</b>	<b>77121970</b>	<b>23.22</b>	<b>77121970</b>	<b>0</b>	<b>77121970</b>	<b>23.22</b>	<b>0</b>	<b>0.00</b>	<b>60218955</b>	<b>78.08</b>	<b>77121970</b>	<b>78.08</b>	<b>77121970</b>
	<b>Total Shareholding of Promoter and Promoter Group (A)=(A)(1)+(A)(2)</b>		<b>8</b>	<b>120011878</b>	<b>0</b>	<b>0</b>	<b>120011878</b>	<b>36.14</b>	<b>120011878</b>	<b>0</b>	<b>120011878</b>	<b>36.14</b>	<b>0</b>	<b>0.00</b>	<b>74374932</b>	<b>61.97</b>	<b>120011878</b>	<b>61.97</b>	<b>120011878</b>




Table III - Statement showing shareholding pattern of the Public shareholder

Category	Category & Name of the Shareholder	PAN	No of Shareholders	No of fully paid up equity shares held	No of Partly paid-up equity shares held	No of Shares Underlying Depository Receipts	Total No of Shares Held (IV+V+VI)	Shareholding as a % of total no of shares (A+B+C2)	Number of Voting Rights held in each class of securities			No of Shares Underlying Outstanding convertible securities (Including Warrants)	Shareholding as a % assuming full conversion of convertible Securities (as a percentage of diluted share capital)	Number of Locked in Shares		Number of Shares pledged or otherwise encumbered		Number of equity shares held in dematerialized form	
									No of Voting Rights					Total as a % of (A+B+C)	No.	As a % of total	No.		As a % of total
									Class X	Class Y	Total								
	(I)	(II)	(III)	(IV)	(V)	(VI)	(VII)	(VIII)	(IX)			(X)	(XI)	(XII)	(XIII)	(XIV)			
(1)	Institutions																		
(a)	Mutual Funds		0	0	0	0	0	0.00	0	0	0	0.00	0	0.00	0	0.00	NA	NA	0
(b)	Venture Capital Funds		0	0	0	0	0	0.00	0	0	0	0.00	0	0.00	0	0.00	NA	NA	0
(c)	Alternate Investment Funds		0	0	0	0	0	0.00	0	0	0	0.00	0	0.00	0	0.00	NA	NA	0
(d)	Foreign Venture Capital Investors		0	0	0	0	0	0.00	0	0	0	0.00	0	0.00	0	0.00	NA	NA	0
(e)	Foreign Portfolio Investors		9	5747311	0	0	5747311	1.73	5747311	0	5747311	1.73	0	1.73	0	0.00	NA	NA	5747311
(f)	Financial Institutions/Banks		28	23131349	0	0	23131349	6.97	23131349	0	23131349	6.97	0	6.97	0	0.00	NA	NA	23131349
	LIC OF INDIA PROFIT PLUS GROWTH FUND	AAAL0582H	11	18352701	0	0	18352701	5.53	18352701	0	18352701	5.53	0	5.53	0	0.00	NA	NA	18352701
(g)	Insurance Companies		0	0	0	0	0	0.00	0	0	0	0.00	0	0.00	0	0.00	NA	NA	0
(h)	Provident Funds/Pension Funds		0	0	0	0	0	0.00	0	0	0	0.00	0	0.00	0	0.00	NA	NA	0
(i)	Any Other																		
	FOREIGN NATIONALS		1	500	0	0	500	0.00	500	0	500	0.00	0	0.00	0	0.00	NA	NA	500
	Sub Total (B)(1)		38	28879160	0	0	28879160	8.70	28879160	0	28879160	8.70	0	8.70	0	0.00	NA	NA	28879160
(2)	Central Government/State Government(s)/President of India		0	0	0	0	0	0.00	0	0	0	0.00	0	0.00	0	0.00	NA	NA	0
	Sub Total (B)(2)		0	0	0	0	0	0.00	0	0	0	0.00	0	0.00	0	0.00	NA	NA	0
(3)	Non-Institutions																		
(a)	i.Individual shareholders holding nominal share capital up to Rs.2 lakhs		335790	140787482	0	0	140787482	42.39	140787482	0	140787482	42.39	0	42.39	0	0.00	NA	NA	140787482
	ii.Individual shareholders holding nominal share capital in excess of Rs. 2 Lakhs		41	11432004	0	0	11432004	3.44	11432004	0	11432004	3.44	0	3.44	0	0.00	NA	NA	11432004
(b)	NBFCs Registered with RBI		10	40190	0	0	40190	0.01	40190	0	40190	0.01	0	0.01	0	0.00	NA	NA	40190
(c)	Employee Trusts		0	0	0	0	0	0.00	0	0	0	0.00	0	0.00	0	0.00	NA	NA	0
(d)	Overseas Depositories (Holding DRs)(Balancing figure)		0	0	0	0	0	0.00	0	0	0	0.00	0	0.00	0	0.00	NA	NA	0
(e)	Any Other																		
	CLEARING MEMBERS		146	399537	0	0	399537	0.12	399537	0	399537	0.12	0	0.12	0	0.00	NA	NA	399537
	BODIES CORPORATES		1889	23194781	0	0	23194781	6.98	23194781	0	23194781	6.98	0	6.98	0	0.00	NA	NA	23194781
	NON RESIDENT INDIANS		2966	6434621	0	0	6434621	1.94	6434621	0	6434621	1.94	0	1.94	0	0.00	NA	NA	6433576
	NON RESIDENT INDIANS NON REPATRIABLE		786	887842	0	0	887842	0.27	887842	0	887842	0.27	0	0.27	0	0.00	NA	NA	887842
	TRUSTS		8	28250	0	0	28250	0.01	28250	0	28250	0.01	0	0.01	0	0.00	NA	NA	28250
	Sub Total (B)(3)		341636	183204707	0	0	183204707	55.17	183204707	0	183204707	55.17	0	55.17	0	0.00	NA	NA	183179279
	Total Public Shareholding (B) = (B)(1)+(B)(2)+(B)(3)		341674	212083867	0	0	212083867	63.86	212083867	0	212083867	63.86	0	63.86	0	0.00			212058439



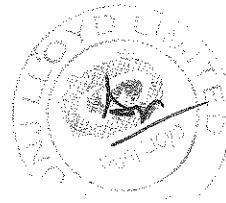


Table IV - Statement showing shareholding pattern of the Non Promoter - Non Public Shareholder

Category	Category & Name of the Shareholder	PAN	No of Shareholders	No of fully paid up equity shares held	No of Partly paid-up equity shares held	No of Shares Underlying Depository Receipts	Total No of Shares Held (IV+V+VI)	Shareholding as a % of total no of shares (A+B+C2)	Number of Voting Rights held in each class of securities			No of Shares Underlying Outstanding convertible securities (Including Warrants)	Shareholding as a % assuming full conversion of convertible Securities (as a percentage of diluted share capital)	Number of Locked in Shares		Number of Shares pledged or otherwise encumbered		Number of equity shares held in dematerialized form	
									No of Voting Rights		Total as a % of			No.	As a % of total	No.	As a % of total		
									Class X	Class Y									Total
	(I)	(II)	(III)	(IV)	(V)	(VI)	(VII)	(VIII)	(IX)			(X)	(XI)	(XII)		(XIII)		(XIV)	
(1)	Custodian/DR Holder		0	0	0	0	0	0.00	0	0	0	0.00	0	0.00	0	0.00	NA	NA	0
(2)	Employee Benefit Trust (under SEBI(Share based Employee Benefit) Regulations 2014)		0	0	0	0	0	0.00	0	0	0	0.00	0	0.00	0	0.00	NA	NA	0
	<b>Total Non-Promoter-Non Public Shareholding (C) = (C)(1)+(C)(2)</b>		0	0	0	0	0	0.00	0	0	0	0.00	0	0.00	0	0.00			0



Details of the shareholders acting as persons in Concert including their Shareholding:			
Name of Shareholder	Name of PAC	No of shares	Holding%
<b>Total:</b>		<b>0</b>	<b>0</b>



Details of Shares which remain unclaimed may be given hear along with details such as number of shareholders,	
No of Shareholders	No of shares
41	2310

