


(1)(a) STATEMENT SHOWING SHAREHOLDING PATTERN IN CLAUSE-35			
QUARTER ENDED:	30/09/2012		
NAME OF THE COMPANY: PUNJ LLOYD LTD			
SCRIP CODE:	532693	Name of the Scrip:	
Class of Security:			
Partly paid-up shares	No. of partly paid-up shares	As a % of total no. of partly paid-up shares	As a % of total no. of shares of the Company.
Held by promoter/promoter group	0	0	0
Held by Public	0	0	0
Total:	0	0	0
Outstanding convertible securities:	No. of outstanding securities	As a % of total no. of outstanding convertible securities.	As a % of total no. of shares of the Company assuming full conversion of the convertible securities
Held by promoter/promoter group	0	0	0
Held by Public	0	0	0
Total:	0	0	0
Warrants:	No. of warrants	As a % of total no. of warrants	As a % of total no. of shares of the Company, assuming full conversion of warrants
Held by promoter/promoter group	0	0	0
Held by Public	0	0	0
Total:	0	0	0
Total paid-up capital of the Company, assuming full conversion of warrants and convertible securities	332095745	0	100.00

for PUNJ LLOYD LTD




DINESH THAIRANI
GROUP PRESIDENT - LEGAL & COMPANY SECRETARY



DATED 26.11.12
PLACE : GURGAON

CATEGORY CODE	CATEGORY OF SHAREHOLDER	NO OF SHAREHOLDERS	TOTAL NUMBER OF SHARES	NO OF SHARES HELD IN DEMATERIALIZED FORM	TOTAL SHAREHOLDING AS A % OF TOTAL NO OF SHARES		SHARES PLEDGE OR OTHERWISE ENCUMBERED	
					AS a PERCENTAGE of (A+B)	AS a PERCENTAGE of (A+B+C)	NUMBER OF SHARES	AS a PERCENTAGE ((X)-(VIII)/(IV)*100
(i)	(ii)	(iii)	(iv)	(v)	(vi)	(vii)	(viii)	(ix)
(A)	PROMOTER AND PROMOTER GROUP							
(1)	INDIAN							
(a)	Individual /HUF	13	24184628	24184628	7.28	7.28	0	0.00
(b)	Central Government/State Government(s)	0	0	0	0.00	0.00	0	0.00
(c)	Bodies Corporate	4	22158427	22158427	6.67	6.67	6972000	31.46
(d)	Financial Institutions / Banks	0	0	0	0.00	0.00	0	0.00
(e)	Others	0	0	0	0.00	0.00	0	0.00
	Sub-Total A(1) :	17	46343055	46343055	13.95	13.95	6972000	15.04
(2)	FOREIGN							
(a)	Individuals (NRIs/Foreign Individuals)	1	1430540	77121970	0.43	0.43	0	0.00
(b)	Bodies Corporate	1	75691430	0	22.79	22.79	0	0.00
(c)	Institutions	0	0	0	0.00	0.00	0	0.00
(d)	Qualified Foreign Investor	0	0	0	0.00	0.00	0	0.00
(e)	Others	0	0	0	0.00	0.00	0	0.00
	Sub-Total A(2) :	2	77121970	77121970	23.22	23.22	0	0.00
	Total A=A(1)+A(2)	19	123465025	123465025	37.18	37.18	6972000	5.65
(B)	PUBLIC SHAREHOLDING							
(1)	INSTITUTIONS							
(a)	Mutual Funds /UTI	10	23260349	23260349	7.00	7.00		
(b)	Financial Institutions /Banks	39	22371884	22371884	6.74	6.74		
(c)	Central Government / State Government(s)	0	0	0	0.00	0.00		
(d)	Venture Capital Funds	0	0	0	0.00	0.00		
(e)	Insurance Companies	0	0	0	0.00	0.00		
(f)	Foreign Institutional Investors	72	31147071	31147071	9.38	9.38		
(g)	Foreign Venture Capital Investors	0	0	0	0.00	0.00		
(h)	Qualified Foreign Investor	0	0	0	0.00	0.00		
(i)	Others	0	0	0	0.00	0.00		
	Sub-Total B(1) :	121	76779304	76779304	23.12	23.12		
(2)	NON-INSTITUTIONS							
(a)	Bodies Corporate	2709	20179887	20179797	6.08	6.08		
(b)	Individuals							
	(i) Individuals holding nominal share capital upto Rs.1 lakh	430164	97849417	97826267	29.46	29.46		
	(ii) Individuals holding nominal share capital in excess of Rs.1 lakh	30	4658144	4658144	1.40	1.40		
(c)	Others	20	323040	323040	0.10	0.10		
	TRUSTS							
	NON RESIDENT INDIANS	5464	6199843	6198798	1.87	1.87		
	CLEARING MEMBERS	417	2641085	2641085	0.80	0.80		
(d)	Qualified Foreign Investor	0	0	0	0.00	0.00		
	Sub-Total B(2) :	438604	131851416	131827131	39.70	39.70		
	Total B=B(1)+B(2) :	438925	208630720	208606435	62.82	62.82		
	Total (A+B) :	438944	332095745	332071460	100.00	100.00		
(C)	Shares held by custodians, against which Depository Receipts have been Issued							
(1)	Promoter and Promoter Group							
(2)	Public	0	0	0	0.00	0.00		
	GRAND TOTAL (A+B+C) :	438944	332095745	332071460	100.00	0.00	6972000	2.10



(i)(b) Statement showing holding of securities (including shares, warrants, convertible securities) of persons belonging to the category "Promoter and Promoter Group"


Sr.No	Name of the Shareholder	Details of Shares held		Encumbered shares (*)		
		No. of Shares	As a % of grand total (A)+(B)+(C)	Pledge Shares	AS a percentage	AS a % of grand total (A) + (B) + (C) of sub-clause (i)(a)
(i)	(ii)	(iii)	(iv)	(v)	(vi)=(v)/(iii)*100	(vii)
1	CAVDOR ENTERPRISES LIMITED	75691430	22.79	0	0.00	0.00
2	SPECTRA PUNI FINANCE PRIVATE LIMITED	22148305	6.67	6972000	31.48	2.10
3	SATYANARIAN PRAKASH PUNI /INDU RANI PUNI	10266138	3.09	0	0.00	0.00
4	INDU RANI PUNI /SATYANARIAN PRAKASH PUNI	9997065	3.01	0	0.00	0.00
5	ATUL PUNI	1430540	0.43	0	0.00	0.00
6	MANGALAM PUNI / UDAY PUNI	1030353	0.33	0	0.00	0.00
7	UDAY PUNI HUF	831246	0.25	0	0.00	0.00
8	UDAY PUNI	757211	0.23	0	0.00	0.00
9	UDAY PUNI / MANGALAM PUNI	624935	0.19	0	0.00	0.00
10	JYOTI PUNI	501725	0.15	0	0.00	0.00
11	ARTI SINGH	108185	0.03	0	0.00	0.00
12	PETRO IT LIMITED	9000	0.00	0	0.00	0.00
13	NAVINA PUNI	5000	0.00	0	0.00	0.00
14	MANGLAM PUNI	1280	0.00	0	0.00	0.00
15	K R SECURITIES PVT LTD	1082	0.00	0	0.00	0.00
16	ATUL PUNI HUF	820	0.00	0	0.00	0.00
17	DEV PUNI	335	0.00	0	0.00	0.00
18	JAI PUNI	335	0.00	0	0.00	0.00
19	PLE HYDRAULICS PRIVATE LIMITED	40	0.00	0	0.00	0.00
	TOTAL :	123465025	37.18	6972000	5.65	2.10

(i)(c)(i) Statement showing holding of securities (including shares, warrants, convertible securities) of persons belonging to the category "Public" and holding more than 1% of the total number of shares

Sr.No.	Name of the shareholder	Number of shares held	Shares as a percentage of total number of shares (i.e., Grant total (A)+(B)+(C) indicated in Statement at para (i)(a) above)			
1	WARBURG PINCUS INTERNATIONAL LLC A/C STOHERIDGE INVESTMENT LTD	13890000	4.46			
2	HFDC TRUSTEE COMPANY LIMITED-HDFC EQUITY FUND	10493444	3.16			
3	LIFE INSURANCE CORPORATION OF INDIA	8700229	2.62			
4	HFDC TRUSTEE COMPANY LIMITED - HDFC TOP 200 FUND	6905000	2.09			
5	LIC OF INDIA MARKET PLUS 1 GROWTH FUND	5806337	1.75			
	TOTAL :	46705010	14.08			

(i)(c)(ii) Statement showing holding of securities (including shares, warrants, convertible securities) of persons (together with PAC) belonging to the category "Public" and holding more than 5% of the total number of shares of the company

Sr.No.	Name(s) of the shareholder(s) and the Persons Acting in Concert (PAC) with them	Number of shares held	Shares as a percentage of total number of shares (i.e., Grant total (A)+(B)+(C) indicated in Statement at para (i)(a) above)			
	TOTAL :		0			

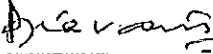


STATEMENT SHOWING DETAILS OF LOCKED-IN SHARES*				
Sr.No	NAME OF THE SHAREHOLDER	CATEGORY CODE	NO OF SHARES	as a % of total number of shares (i.e., Grand Total (A)+(B)+(C) indicated in Statement at Para (1)(a) above)
TOTAL :			0	0

STATEMENT SHOWING DETAILS OF DEPOSITORY RECEIPTS (DRs)				
Sr.No.	Type of outstanding DR (ADRs, GDRs, SDRs, etc.)	Number of outstanding DRs	Number of shares underlying outstanding DRs	Shares underlying outstanding DRs as a percentage of total number of shares (i.e., Grand Total (A)+(B)+(C) indicated in Statement at Para (1)(a) above)
TOTAL :			0	0

Statement showing Holding of Depository Receipts (DRs), where underlying shares held by "Promoter/Promoter group" are in excess of 1% of the total number shares.				
Sr.No.	Name of the DR Holder	Type of outstanding DR (ADRs, GDRs, SDRs, etc.)	Number of shares underlying outstanding DRs	Shares underlying outstanding DRs as a percentage of total number of shares (i.e., Grand Total (A)+(B)+(C) indicated in Statement at para (1)(a) above)
TOTAL :			0	0

for PUNJ LLOYD LTD


DINESH TIWARI
 GROUP PRESIDENT - LEGAL & COMPANY SECRETARY

DATED 26.11.12
 PLACE: GURGAON

