

Punj Lloyd Ltd

Corporate Office I, 78 Institutional Area, Sector 32, Gurugram 122 001, India

T +91 124 262 0123 F +91 124 262 0111

info@punjlloyd.com

www.punjlloyd.com



July 17, 2019

BSE Limited
Department of Corporate Services
25th Floor, P J Towers
Dalal Street
Mumbai – 400001

National Stock Exchange of India Limited
Exchange Plaza
Bandra Kurla Complex
Bandra (East)
Mumbai – 400051

Scrip Code: 532693/PUNJLLOYD

Symbol: PUNJLLOYD

Sub: Disclosure under Regulation 31 (1) (b) of the SEBI (Listing Obligations & Disclosure Requirements) Regulations, 2015

Dear Sir/Madam,

Pursuant to the provisions of captioned regulation, please find enclosed herewith shareholding pattern of the Company as on June 30, 2019.

You are requested to take the same on record.

Thanking You,

Yours faithfully

For PUNJ LLOYD LIMITED

A handwritten signature in black ink, appearing to read "Dinesh", with a horizontal line underneath.

Dinesh Kumar
Company Secretary

Encl: As above

Registered Office

Punj Lloyd House, 17-18 Nehru Place, New Delhi 110 019, India

T +91 11 2646 6105 F +91 11 2642 7812

CIN: L74899DL1988PLC033314

| Format of Holding of Specified securities | | | |
|---|---|------|-----|
| 1. | Name of Listed Entity:PUNJ LLOYD LTD | | |
| 2. | Scrip Code/Name of Scrip/Class of Security:532693,PUNJLLOYD,EQUITY SHARES | | |
| 3. | Share Holding Pattern Filed under: Reg. 31(1)(a)/Reg.31(1)(b)/Reg.31(1)(c) | | |
| | a. if under 31(1)(b) then indicate the report for quarter ending 30/06/2019 | | |
| | b. if under 31(1)(c) then indicate date of allotment/extinguishment | | |
| 4. | Declaration : The Listed entity is required to submit the following declaration to the extent of submission of information: | | |
| | Particulars | YES* | NO* |
| a | Whether the Listed Entity has issued any partly paid up shares | | NO* |
| b | Whether the Listed Entity has issued any Convertible Securities or Warrants? | | NO* |
| c | Whether the Listed Entity has any shares against which depository receipts are issued? | | NO* |
| d | Whether the Listed Entity has any shares in locked-in? | | NO* |
| e | Whether any shares held by promoters are pledge or otherwise encumbered? | | NO* |
| 5 | The tabular format for disclosure of holding of specified securities is as follows : | | |




Table I - Summary Statement holding of specified securities

| Category | Category of Shareholder | No of Shareholders | No of fully paid up equity shares held | No of Partly paid-up equity shares held | No of Shares Underlying Depository Receipts | Total No of Shares Held (VII) = (IV)+(V)+(VI) | Shareholding as a % of total no of shares (As a % of (A+B+C2)) | Number of Voting Rights held in each class of securities | | | No of Shares Underlying Outstanding convertible securities (Including Warrants) | Shareholding as a % assuming full conversion of convertible Securities (as a percentage of diluted share capital) | Number of Locked In Shares | | Number of Shares pledged or otherwise encumbered | | Number of equity shares held in dematerialized form | |
|----------|---------------------------------|--------------------|--|---|---|---|--|--|----------|------------------|---|---|----------------------------|----------|--|----------|---|-----------------------------|
| | | | | | | | | No of Voting Rights | | | | | Total as a % of (A+B+C) | No. | As a % of total Shares held | No. | | As a % of total Shares held |
| | | | | | | | | Class X | Class Y | Total | | | | | | | | |
| (I) | (II) | (III) | (IV) | (V) | (VI) | (VII) | (VIII) | (IX) | | | (X) | (XI) | (XII) | | (XIII) | | (XIV) | |
| (A) | Promoter & Promoter Group | 8 | 46352730 | 0 | 0 | 46352730 | 13.81 | 46352730 | 0 | 46352730 | 13.81 | 0 | 13.81 | 0 | 0.00 | NA | NA | 46352730 |
| (B) | Public | 282691 | 289243015 | 0 | 0 | 289243015 | 86.19 | 289243015 | 0 | 289243015 | 86.19 | 0 | 86.19 | 0 | 0.00 | NA | NA | 289221370 |
| (C) | Non Promoter-Non Public | | | | | | | | | | | | | | | | | |
| (C1) | Shares underlying DRs | 0 | 0 | 0 | 0 | 0 | NA | 0 | 0 | 0 | 0.00 | 0 | NA | 0 | 0.00 | NA | NA | 0 |
| (C2) | Shares held by Employees Trusts | 0 | 0 | 0 | 0 | 0 | 0.00 | 0 | 0 | 0 | 0.00 | 0 | 0.00 | 0 | 0.00 | NA | NA | 0 |
| | Total: | 282699 | 335595745 | 0 | 0 | 335595745 | 100.00 | 335595745 | 0 | 335595745 | 100.00 | 0 | 100.00 | 0 | 0.00 | 0 | 0.00 | 335574100 |




Table II - Statement showing shareholding pattern of the Promoter and Promoter Group *

| Category | Category & Name of the Shareholder | PAN | No of Share holders | No of fully paid up equity shares held | No of Partly paid-up equity shares held | No of Shares Underlying Depository Receipts | Total No of Shares Held (IV+V+VI) | Shareholding as a % of total no of shares (calculated as per SCRR, 1957 (VIII) As a % of (A+B+C2) | Number of Voting Rights held in each class of securities | | | No of Shares Underlying Outstanding convertible securities (Including Warrants) | Shareholding as a % assuming full conversion of convertible Securities (as a percentage of diluted share) | Number of Locked in Shares | | Number of Shares pledged or otherwise encumbered | | Number of equity shares held in dematerialized form | |
|----------|--|------------|---------------------|--|---|---|-----------------------------------|---|--|----------|-------------------------|---|---|----------------------------|-----------------------------|--|-----------------------------|---|-----------------|
| | | | | | | | | | No of Voting Rights | | Total as a % of (A+B+C) | | | No. | As a % of total Shares held | No. | As a % of total Shares held | | |
| | | | | | | | | | Class X | Class Y | | | | | | | | | Total |
| (I) | (II) | (III) | (IV) | (V) | (VI) | (VII) | (VIII) | (IX) | | | (X) | (XI) | (XII) | | (XIII) | | (XIV) | | |
| (1) | Indian | | | | | | | | | | | | | | | | | | |
| (a) | Individuals/Hindu undivided Family | | 4 | 22365706 | 0 | 0 | 22365706 | 6.66 | 22365706 | 0 | 22365706 | 6.66 | 0 | 6.66 | 0 | 0.00 | 0 | 0.00 | 22365706 |
| | ATUL PUNJ (HUF) | AADHA4197H | 1 | 820 | 0 | 0 | 820 | 0.00 | 820 | 0 | 820 | 0.00 | 0 | 0.00 | 0 | 0.00 | 0 | 0.00 | 820 |
| | ATUL PUNJ | AAFPP1942D | 1 | 1430540 | 0 | 0 | 1430540 | 0.43 | 1430540 | 0 | 1430540 | 0.43 | 0 | 0.43 | 0 | 0.00 | 0 | 0.00 | 1430540 |
| | SATYA NARIAN PRAKASH PUNJ | ACMPP1444R | 1 | 20534346 | 0 | 0 | 20534346 | 6.12 | 20534346 | 0 | 20534346 | 6.12 | 0 | 6.12 | 0 | 0.00 | 0 | 0.00 | 20534346 |
| | JYOTI PUNJ | ADEPP0943L | 1 | 400000 | 0 | 0 | 400000 | 0.12 | 400000 | 0 | 400000 | 0.12 | 0 | 0.12 | 0 | 0.00 | 0 | 0.00 | 400000 |
| (b) | Central Government/State Government(s) | | 0 | 0 | 0 | 0 | 0 | 0.00 | 0 | 0 | 0 | 0.00 | 0 | 0.00 | 0 | 0.00 | 0 | 0.00 | 0 |
| (c) | Financial Institutions/Banks | | 0 | 0 | 0 | 0 | 0 | 0.00 | 0 | 0 | 0 | 0.00 | 0 | 0.00 | 0 | 0.00 | 0 | 0.00 | 0 |
| (d) | Any Other | | 2 | 7700040 | 0 | 0 | 7700040 | 2.29 | 7700040 | 0 | 7700040 | 2.29 | 0 | 2.29 | 0 | 0.00 | 0 | 0.00 | 7700040 |
| | PLE HYDRAULICS PRIVATE LIMITED | AAACP0030E | 1 | 40 | 0 | 0 | 40 | 0.00 | 40 | 0 | 40 | 0.00 | 0 | 0.00 | 0 | 0.00 | 0 | 0.00 | 40 |
| | SPECTRA PUNJ FINANCE PRIVATE LIMITED | AAACS3351H | 1 | 7700000 | 0 | 0 | 7700000 | 2.29 | 7700000 | 0 | 7700000 | 2.29 | 0 | 2.29 | 0 | 0.00 | 0 | 0.00 | 7700000 |
| | Sub-Total (A)(1) | | 6 | 30065746 | 0 | 0 | 30065746 | 8.96 | 30065746 | 0 | 30065746 | 8.96 | 0 | 8.96 | 0 | 0.00 | 0 | 0.00 | 30065746 |
| (2) | Foreign | | | | | | | | | | | | | | | | | | |
| (a) | Individuals (Non-Resident Individuals/Foreign Individuals) | | 1 | 814509 | 0 | 0 | 814509 | 0.24 | 814509 | 0 | 814509 | 0.24 | 0 | 0.24 | 0 | 0.00 | 0 | 0.00 | 814509 |
| | SHIV PUNJ | AVIPP2692J | 1 | 814509 | 0 | 0 | 814509 | 0.24 | 814509 | 0 | 814509 | 0.24 | 0 | 0.24 | 0 | 0.00 | 0 | 0.00 | 814509 |
| (b) | Government | | 0 | 0 | 0 | 0 | 0 | 0.00 | 0 | 0 | 0 | 0.00 | 0 | 0.00 | 0 | 0.00 | 0 | 0.00 | 0 |
| (c) | Institutions | | 0 | 0 | 0 | 0 | 0 | 0.00 | 0 | 0 | 0 | 0.00 | 0 | 0.00 | 0 | 0.00 | 0 | 0.00 | 0 |
| (d) | Foreign Portfolio Investor | | 0 | 0 | 0 | 0 | 0 | 0.00 | 0 | 0 | 0 | 0.00 | 0 | 0.00 | 0 | 0.00 | 0 | 0.00 | 0 |
| (e) | Any Other | | 1 | 15472475 | 0 | 0 | 15472475 | 4.61 | 15472475 | 0 | 15472475 | 4.61 | 0 | 4.61 | 0 | 0.00 | 0 | 0.00 | 15472475 |
| | CAWDOR ENTERPRISES LIMITED | AACCC8363M | 1 | 15472475 | 0 | 0 | 15472475 | 4.61 | 15472475 | 0 | 15472475 | 4.61 | 0 | 4.61 | 0 | 0.00 | 0 | 0.00 | 15472475 |
| | Sub-Total (A)(2) | | 2 | 16286984 | 0 | 0 | 16286984 | 4.85 | 16286984 | 0 | 16286984 | 4.85 | 0 | 4.85 | 0 | 0.00 | 0 | 0.00 | 16286984 |
| | Total Shareholding of Promoter and Promoter Group (A)=(A)(1)+(A)(2) | | 8 | 46352730 | 0 | 0 | 46352730 | 13.81 | 46352730 | 0 | 46352730 | 13.81 | 0 | 13.81 | 0 | 0.00 | 0 | 0.00 | 46352730 |


* The Shareholding held in the name Mrs. Indu Rani Punj /Satya Narain Prakash Punj under Promoter Group to the Extent of 9997065 Equity Shares stands transferred in the name of Mr. Sataya Narain Prakash Punj consequent to the death of Mrs. Indu Rani Punj on 27.03.2019

Table III - Statement showing shareholding pattern of the Public shareholder

| Category | Category & Name of the Shareholder | PAN | No of Shareholders | No of fully paid up equity shares held | No of Partly paid-up equity shares held | No of Shares Underlying Depository Receipts | Total No of Shares Held (IV+V+VI) | Shareholding as a % of total no of shares (A+B+C2) | Number of Voting Rights held in each class of securities | | | No of Shares Outstanding convertible securities (Including Warrants) | Shareholding as a % assuming full conversion of convertible Securities (as a percentage) | Number of Locked in Shares | | Number of Shares pledged or otherwise encumbered | | Number of equity shares held in dematerialized form | |
|----------|--|------------|--------------------|--|---|---|-----------------------------------|--|--|----------|------------------|--|--|----------------------------|----------|--|-----------|---|-----------------------------|
| | | | | | | | | | No of Voting Rights | | | | | Total as a % of (A+B+C) | No. | As a % of total Shares held | No. | | As a % of total Shares held |
| | | | | | | | | | Class X | Class Y | Total | | | | | | | | |
| | (I) | (II) | (III) | (IV) | (V) | (VI) | (VII) | (VIII) | (IX) | | | (X) | (XI) | (XII) | | (XIII) | | (XIV) | |
| (1) | Institutions | | | | | | | | | | | | | | | | | | |
| (a) | Mutual Funds | | 0 | 0 | 0 | 0 | 0 | 0.00 | 0 | 0 | 0 | 0.00 | 0 | 0.00 | 0 | 0.00 | NA | NA | 0 |
| (b) | Venture Capital Funds | | 0 | 0 | 0 | 0 | 0 | 0.00 | 0 | 0 | 0 | 0.00 | 0 | 0.00 | 0 | 0.00 | NA | NA | 0 |
| (c) | Alternate Investment Funds | | 0 | 0 | 0 | 0 | 0 | 0.00 | 0 | 0 | 0 | 0.00 | 0 | 0.00 | 0 | 0.00 | NA | NA | 0 |
| (d) | Foreign Venture Capital Investors | | 0 | 0 | 0 | 0 | 0 | 0.00 | 0 | 0 | 0 | 0.00 | 0 | 0.00 | 0 | 0.00 | NA | NA | 0 |
| (e) | Foreign Portfolio Investors | | 3 | 698160 | 0 | 0 | 698160 | 0.21 | 698160 | 0 | 698160 | 0.21 | 0 | 0.21 | 0 | 0.00 | NA | NA | 698160 |
| (f) | Financial Institutions/Banks | | 13 | 15508572 | 0 | 0 | 15508572 | 4.62 | 15508572 | 0 | 15508572 | 4.62 | 0 | 4.62 | 0 | 0.00 | NA | NA | 15508572 |
| | LIFE INSURANCE CORPORATION OF INDIA | AAACL0582H | 1 | 13505674 | 0 | 0 | 13505674 | 4.02 | 13505674 | 0 | 13505674 | 4.02 | 0 | 4.02 | 0 | 0.00 | NA | NA | 13505674 |
| (g) | Insurance Companies | | 0 | 0 | 0 | 0 | 0 | 0.00 | 0 | 0 | 0 | 0.00 | 0 | 0.00 | 0 | 0.00 | NA | NA | 0 |
| (h) | Provident Funds/Pension Funds | | 0 | 0 | 0 | 0 | 0 | 0.00 | 0 | 0 | 0 | 0.00 | 0 | 0.00 | 0 | 0.00 | NA | NA | 0 |
| (i) | Any Other | | | | | | | | | | | | | | | | | | |
| | Sub Total (B)(1) | | 16 | 16206732 | 0 | 0 | 16206732 | 4.83 | 16206732 | 0 | 16206732 | 4.83 | 0 | 4.83 | 0 | 0.00 | NA | NA | 16206732 |
| (2) | Central Government/State Government(s)/President of India | | 0 | 0 | 0 | 0 | 0 | 0.00 | 0 | 0 | 0 | 0.00 | 0 | 0.00 | 0 | 0.00 | NA | NA | 0 |
| | Sub Total (B)(2) | | 0 | 0 | 0 | 0 | 0 | 0.00 | 0 | 0 | 0 | 0.00 | 0 | 0.00 | 0 | 0.00 | NA | NA | 0 |
| (3) | Non-Institutions | | | | | | | | | | | | | | | | | | |
| (a) | i. Individual shareholders holding nominal share capital up to Rs.2 lakhs | | 277909 | 204181509 | 0 | 0 | 204181509 | 60.84 | 204181509 | 0 | 204181509 | 60.84 | 0 | 60.84 | 0 | 0.00 | NA | NA | 204160939 |
| | ii. Individual shareholders holding nominal share capital in excess of Rs. 2 Lakhs | | 130 | 32387804 | 0 | 0 | 32387804 | 9.65 | 32387804 | 0 | 32387804 | 9.65 | 0 | 9.65 | 0 | 0.00 | NA | NA | 32387804 |
| | RAMAKRISHNA REDDY CHINTA | ABAFM5336N | 1 | 3955100 | 0 | 0 | 3955100 | 1.18 | 3955100 | 0 | 3955100 | 1.18 | 0 | 1.18 | 0 | 0.00 | NA | NA | 3955100 |
| (b) | NBFCs Registered with RBI | | 11 | 132612 | 0 | 0 | 132612 | 0.04 | 132612 | 0 | 132612 | 0.04 | 0 | 0.04 | 0 | 0.00 | NA | NA | 132612 |
| (c) | Employee Trusts | | 0 | 0 | 0 | 0 | 0 | 0.00 | 0 | 0 | 0 | 0.00 | 0 | 0.00 | 0 | 0.00 | NA | NA | 0 |
| (d) | Overseas Depositories (Holding DRs)(Balancing figure) | | 0 | 0 | 0 | 0 | 0 | 0.00 | 0 | 0 | 0 | 0.00 | 0 | 0.00 | 0 | 0.00 | NA | NA | 0 |
| (e) | Any Other | | | | | | | | | | | | | | | | | | |
| | TRUSTS | | 10 | 39835 | 0 | 0 | 39835 | 0.01 | 39835 | 0 | 39835 | 0.01 | 0 | 0.01 | 0 | 0.00 | NA | NA | 39835 |
| | NON RESIDENT INDIANS | | 2264 | 7643030 | 0 | 0 | 7643030 | 2.28 | 7643030 | 0 | 7643030 | 2.28 | 0 | 2.28 | 0 | 0.00 | NA | NA | 7641985 |
| | NON RESIDENT INDIAN NON REPATRIABLE | | 1099 | 1851739 | 0 | 0 | 1851739 | 0.55 | 1851739 | 0 | 1851739 | 0.55 | 0 | 0.55 | 0 | 0.00 | NA | NA | 1851739 |
| | CLEARING MEMBERS | | 64 | 395166 | 0 | 0 | 395166 | 0.12 | 395166 | 0 | 395166 | 0.12 | 0 | 0.12 | 0 | 0.00 | NA | NA | 395166 |
| | BODIES CORPORATES | | 1187 | 25389222 | 0 | 0 | 25389222 | 7.57 | 25389222 | 0 | 25389222 | 7.57 | 0 | 7.57 | 0 | 0.00 | NA | NA | 25389192 |
| | IEPF | | 1 | 1015366 | 0 | 0 | 1015366 | 0.30 | 1015366 | 0 | 1015366 | 0.30 | 0 | 0.30 | 0 | 0.00 | NA | NA | 1015366 |
| | Sub Total (B)(3) | | 282675 | 273036283 | 0 | 0 | 273036283 | 81.36 | 273036283 | 0 | 273036283 | 81.36 | 0 | 81.36 | 0 | 0.00 | NA | NA | 273014638 |
| | Total Public Shareholding (B) = (B)(1)+(B)(2)+(B)(3) | | 282691 | 289243015 | 0 | 0 | 289243015 | 86.19 | 289243015 | 0 | 289243015 | 86.19 | 0 | 86.19 | 0 | 0.00 | NA | NA | 289221370 |

Table IV - Statement showing shareholding pattern of the Non Promoter - Non Public Shareholder

| Category | Category & Name of the Shareholder | PAN | No of Shareholders | No of fully paid up equity shares held | No of Partly paid-up equity shares held | No of Shares Underlying Depository Receipts | Total No of Shares Held (IV+V+VI) | Shareholding as a % of total no of shares (A+B+C2) | Number of Voting Rights held in each class of securities | | | No of Shares Underlying Outstanding convertible securities (Including Warrants) | Shareholding as a % assuming full conversion of convertible Securities (as a percentage of diluted share capital) | Number of Locked in Shares | | Number of Shares pledged or otherwise encumbered | | Number of equity shares held in dematerialized form | |
|----------|--|------|--------------------|--|---|---|-----------------------------------|--|--|----------|----------|---|---|----------------------------|----------|--|-----|---|-----------------------------|
| | | | | | | | | | No of Voting Rights | | | | | Total as a % of (A+B+C) | No. | As a % of total Shares held | No. | | As a % of total Shares held |
| | | | | | | | | | Class X | Class Y | Total | | | | | | | | |
| | (I) | (II) | (III) | (IV) | (V) | (VI) | (VII) | (VIII) | (IX) | | | (X) | (XI) | (XII) | | (XIII) | | (XIV) | |
| (1) | Custodian/DR Holder | | 0 | 0 | 0 | 0 | 0 | 0.00 | 0 | 0 | 0 | 0.00 | 0 | 0.00 | 0 | 0.00 | NA | NA | 0 |
| (2) | Employee Benefit Trust (under SEBI(Share based Employee Benefit) Regulations 2014) | | 0 | 0 | 0 | 0 | 0 | 0.00 | 0 | 0 | 0 | 0.00 | 0 | 0.00 | 0 | 0.00 | NA | NA | 0 |
| | Total Non-Promoter-Non Public Shareholding (C) = (C)(1)+(C)(2) | | 0 | 0 | 0 | 0 | 0 | 0.00 | 0 | 0 | 0 | 0.00 | 0 | 0.00 | 0 | 0.00 | | | 0 |



Details of the shareholders acting as persons in Concert including their Shareholding:

| Name of Shareholder | Name of PAC | No of shares | Holding% |
|---------------------|-------------|--------------|----------|
| | | | |
| Total: | | 0 | 0 |



Details of Shares which remain unclaimed may be given here along with details such as number of shareholders, outstanding shares held in demat/unclaimed suspense account

| No of Shareholders | No of shares |
|--------------------|--------------|
| 0 | 0 |

