

Punj Lloyd Ltd

Corporate Office I, 78 Institutional Area, Sector 32, Gurugram 122 001, India

T +91 124 262 0123 F +91 124 262 0111

info@punjlloyd.com

www.punjlloyd.com



July 17, 2020

BSE Limited

Department of Corporate Services
25th Floor, P J Towers
Dalal Street
Mumbai – 400001

National Stock Exchange of India Limited

Exchange Plaza
Bandra Kurla Complex
Bandra (East)
Mumbai – 400051

Scrip Code: 532693/PUNJLLOYD

Symbol: PUNJLLOYD

Sub: Disclosure under Regulation 31 (1) (b) of the SEBI (Listing Obligations & Disclosure Requirements) Regulations, 2015

Dear Sir/Madam,

Pursuant to the provisions of captioned regulation, please find enclosed herewith shareholding pattern of the Company as on June 30, 2020.

You are requested to take the same on record.

Thanking You,

Yours faithfully

For PUNJ LLOYD LIMITED

A handwritten signature in black ink that reads 'Dinesh'.

Dinesh Kumar
Company Secretary

Encl: As above

Registered Office

Punj Lloyd House, 17-18 Nehru Place, New Delhi 110 019, India

T +91 11 2646 6105 F +91 11 2642 7812

CIN: L74899DL1988PLC033314

Format of Holding of Specified securities			
1.	Name of Listed Entity:PUNJ LLOYD LTD		
2.	Scrip Code/Name of Scrip/Class of Security:532693,PUNJLLOYD,EQUITY SHARES		
3.	Share Holding Pattern Filed under: Reg. 31(1)(a)/Reg.31(1)(b)/Reg.31(1)(c)		
	a. if under 31(1)(b) then indicate the report for quarter ending 30/06/2020		
	b. if under 31(1)(c) then indicate date of allotment/extinguishment		
4.	Declaration : The Listed entity is required to submit the following declaration to the extent of submission of information:		
	Particulars	YES*	NO*
a	Whether the Listed Entity has issued any partly paid up shares		NO*
b	Whether the Listed Entity has issued any Convertible Securities or Warrants?		NO*
c	Whether the Listed Entity has any shares against which depository receipts are issued?		NO*
d	Whether the Listed Entity has any shares in locked-in?		NO*
e	Whether any shares held by promoters are pledge or otherwise encumbered?		NO*
5	The tabular format for disclosure of holding of specified securities is as follows :		



Table I - Summary Statement holding of specified securities

Category	Category of Shareholder	No of Shareholders	No of fully paid up equity shares held	No of Partly paid-up equity shares held	No of Shares Underlying Depository Receipts	Total No of Shares Held (VII) = (IV)+(V)+(VI)	Shareholding as a % of total no of shares (As a % of (A+B+C2))	Number of Voting Rights held in each class of securities			No of Shares Underlying Outstanding convertible securities (Including Warrants)	Shareholding as a % assuming full conversion of convertible Securities (as a percentage of diluted share capital)	Number of Locked in Shares		Number of Shares pledged or otherwise encumbered		Number of equity shares held in dematerialized form	
								No of Voting Rights					Total as a % of (A+B+C)	No.	As a % of total Shares held	No.		As a % of total Shares held
								Class X	Class Y	Total								
(I)	(II)	(III)	(IV)	(V)	(VI)	(VII)	(VIII)	(IX)			(X)	(XI)	(XII)		(XIII)		(XIV)	
(A)	Promoter & Promoter Group	8	46632613	0	0	46632613	13.90	46632613	0	46632613	13.90	0	13.90	0	0.00	NA	NA	46632613
(B)	Public	269429	288963132	0	0	288963132	86.10	288963132	0	288963132	86.10	0	86.10	0	0.00	NA	NA	288943718
(C)	Non Promoter-Non Public	0	0	0	0	0	NA	0	0	0	0.00	0	NA	0	0.00	NA	NA	0
(C1)	Shares underlying DRs	0	0	0	0	0	NA	0	0	0	0.00	0	NA	0	0.00	NA	NA	0
(C2)	Shares held by Employees Trusts	0	0	0	0	0	0.00	0	0	0	0.00	0	0.00	0	0.00	NA	NA	0
	Total:	269437	335595745	0	0	335595745	100.00	335595745	0	335595745	100.00	0	100.00	0	0.00	0	0.00	335576331




Table II - Statement showing shareholding pattern of the Promoter and Promoter Group *

Category	Category & Name of the Shareholder	PAN	No of Shareholders	No of fully paid up equity shares held	No of Partly paid-up equity shares held	No of Shares Underlying Depository Receipts	Total No of Shares Held (IV+V+VI)	Shareholding as a % of total no of shares (calculated as per SCRR, 1957 (VIII) As a % of (A+B+C2)	Number of Voting Rights held in each class of securities			No of Shares Underlying Outstanding convertible securities (Including Warrants)	Shareholding as a % assuming full conversion of convertible Securities (as a percentage of diluted share	Number of Locked in Shares		Number of Shares pledged or otherwise encumbered		Number of equity shares held in dematerialized form	
									No of Voting Rights					Total as a % of (A+B+C)	No.	As a % of total Shares held	No.		As a % of total Shares held
									Class X	Class Y	Total								
(I)	(II)	(III)	(IV)	(V)	(VI)	(VII)	(VIII)	(IX)			(X)	(XI)	(XII)		(XIII)		(XIV)		
(1)	Indian																		
(a)	Individuals/Hindu undivided Family		4	22645589	0	0	22645589	6.75	22645589	0	22645589	6.75	0	6.75	0	0.00	0	0.00	22645589
	ATUL PUNJ (HUF)	AADHA4197H	1	820	0	0	820	0.00	820	0	820	0.00	0	0.00	0	0.00	0	0.00	820
	ATUL PUNJ	AAFPP1942D	1	1430540	0	0	1430540	0.43	1430540	0	1430540	0.43	0	0.43	0	0.00	0	0.00	1430540
	SATYA NARIAN PRAKASH PUNJ	ACMPP1444R	1	20814229	0	0	20814229	6.20	20814229	0	20814229	6.20	0	6.20	0	0.00	0	0.00	20814229
	JYOTI PUNJ	ADEPP0943L	1	400000	0	0	400000	0.12	400000	0	400000	0.12	0	0.12	0	0.00	0	0.00	400000
(b)	Central Government/State Government(s)		0	0	0	0	0	0.00	0	0	0	0.00	0	0.00	0	0.00	0	0.00	0
(c)	Financial Institutions/Banks		0	0	0	0	0	0.00	0	0	0	0.00	0	0.00	0	0.00	0	0.00	0
(d)	Any Other		2	7700040	0	0	7700040	2.29	7700040	0	7700040	2.29	0	2.29	0	0.00	0	0.00	7700040
	PLE HYDRAULICS PRIVATE LIMITED	AAACP0030E	1	40	0	0	40	0.00	40	0	40	0.00	0	0.00	0	0.00	0	0.00	40
	SPECTRA PUNJ FINANCE PRIVATE LIMITED	AAACS3351H	1	7700000	0	0	7700000	2.29	7700000	0	7700000	2.29	0	2.29	0	0.00	0	0.00	7700000
	Sub-Total (A)(1)		8	30345629	0	0	30345629	9.04	30345629	0	30345629	9.04	0	9.04	0	0.00	0	0.00	30345629
(2)	Foreign																		
(a)	Individuals (Non-Resident Individuals/Foreign Individuals)		1	814509	0	0	814509	0.24	814509	0	814509	0.24	0	0.24	0	0.00	0	0.00	814509
	SHIV PUNJ	AVIPP2692J	1	814509	0	0	814509	0.24	814509	0	814509	0.24	0	0.24	0	0.00	0	0.00	814509
(b)	Government		0	0	0	0	0	0.00	0	0	0	0.00	0	0.00	0	0.00	0	0.00	0
(c)	Institutions		0	0	0	0	0	0.00	0	0	0	0.00	0	0.00	0	0.00	0	0.00	0
(d)	Foreign Portfolio Investor		0	0	0	0	0	0.00	0	0	0	0.00	0	0.00	0	0.00	0	0.00	0
(e)	Any Other		1	15472475	0	0	15472475	4.61	15472475	0	15472475	4.61	0	4.61	0	0.00	0	0.00	15472475
	CAWDOR ENTERPRISES LIMITED	AACCC8363M	1	15472475	0	0	15472475	4.61	15472475	0	15472475	4.61	0	4.61	0	0.00	0	0.00	15472475
	Sub-Total (A)(2)		2	16286984	0	0	16286984	4.85	16286984	0	16286984	4.85	0	4.85	0	0.00	0	0.00	16286984
	Total Shareholding of Promoter and Promoter Group (A)=(A)(1)+(A)(2)		8	46632613	0	0	46632613	13.90	46632613	0	46632613	13.90	0	13.90	0	0.00	0	0.00	46632613

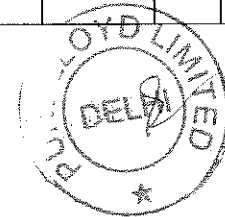



Table III - Statement showing shareholding pattern of the Public shareholder

Category	Category & Name of the Shareholder	PAN	No of Shareholders	No of fully paid up equity shares held	No of Partly paid-up equity shares held	No of Shares Underlying Depository Receipts	Total No of Shares Held (IV+V+VI)	Shareholding as a % of total no of shares (A+B+C2)	Number of Voting Rights held in each class of securities			No of Shares Underlying Outstanding convertible securities (Including Warrants)	Shareholding as a % assuming full conversion of convertible Securities (as a percentage of diluted share capital)	Number of Locked in Shares		Number of Shares pledged or otherwise encumbered		Number of equity shares held in dematerialized form	
									No of Voting Rights					Total as a % of (A+B+C)	No.	As a % of total Shares held	No.		As a % of total Shares held
									Class X	Class Y	Total								
									(I)	(II)	(III)								
(1)	Institutions																		
(a)	Mutual Funds		0	0	0	0	0	0.00	0	0	0	0.00	0	0.00	0	0.00	NA	NA	0
(b)	Venture Capital Funds		0	0	0	0	0	0.00	0	0	0	0.00	0	0.00	0	0.00	NA	NA	0
(c)	Alternate Investment Funds		0	0	0	0	0	0.00	0	0	0	0.00	0	0.00	0	0.00	NA	NA	0
(d)	Foreign Venture Capital Investors		0	0	0	0	0	0.00	0	0	0	0.00	0	0.00	0	0.00	NA	NA	0
(e)	Foreign Portfolio Investors		3	756316	0	0	756316	0.23	756316	0	756316	0.23	0	0.23	0	0.00	NA	NA	756316
(f)	Financial Institutions/Banks		10	10088576	0	0	10088576	3.01	10088576	0	10088576	3.01	0	3.01	0	0.00	NA	NA	10088576
(g)	LIFE INSURANCE CORPORATION OF INDIA Insurance Companies	AAACL0582H	1	8700229	0	0	8700229	2.59	8700229	0	8700229	2.59	0	2.59	0	0.00	NA	NA	8700229
(h)	Provident Funds/Pension Funds		0	0	0	0	0	0.00	0	0	0	0.00	0	0.00	0	0.00	NA	NA	0
(i)	Any Other		1	510000	0	0	510000	0.15	510000	0	510000	0.15	0	0.15	0	0	NA	NA	510000
	Sub Total (B)(1)		14	11354892	0	0	11354892	3.38	11354892	0	11354892	3.38	0	3.38	0	0.00	NA	NA	11354892
(2)	Central Government/State Government(s)/President of India		0	0	0	0	0	0.00	0	0	0	0.00	0	0.00	0	0.00	NA	NA	0
	Sub Total (B)(2)		0	0	0	0	0	0.00	0	0	0	0.00	0	0.00	0	0.00	NA	NA	0
(3)	Non-Institutions																		
(a)	i. Individual shareholders holding nominal share capital up to Rs.2 lakhs		264950	210761192	0	0	210761192	82.80	210761192	0	210761192	82.80	0	82.80	0	0.00	NA	NA	210743824
	ii. Individual shareholders holding nominal share capital in excess of Rs. 2 Lakhs		148	41099217	0	0	41099217	12.25	41099217	0	41099217	12.25	0	12.25	0	0.00	NA	NA	41099217
(b)	RAMAKRISHNA REDDY CHINTA	ABAFM5336N	1	4175100	0	0	4175100	1.24	4175100	0	4175100	1.24	0	1.24	0	0.00	NA	NA	4175100
(c)	NBFCs Registered with RBI Employee Trusts		3	8549	0	0	8549	0.00	8549	0	8549	0.00	0	0.00	0	0.00	NA	NA	8549
(d)	Overseas Depositories (Holding DRs)(Balancing figure)		0	0	0	0	0	0.00	0	0	0	0.00	0	0.00	0	0.00	NA	NA	0
(e)	Any Other TRUSTS		8	37714	0	0	37714	0.01	37714	0	37714	0.01	0	0.01	0	0.00	NA	NA	37714
	NON RESIDENT INDIANS		2078	7601563	0	0	7601563	2.27	7601563	0	7601563	2.27	0	2.27	0	0.00	NA	NA	7599517
	NON RESIDENT INDIAN NON REPATRIABLE		1136	1977197	0	0	1977197	0.59	1977197	0	1977197	0.59	0	0.59	0	0.00	NA	NA	1977197
	CLEARING MEMBERS		83	705984	0	0	705984	0.21	705984	0	705984	0.21	0	0.21	0	0.00	NA	NA	705984
	BODIES CORPORATES		1008	12447169	0	0	12447169	3.71	12447169	0	12447169	3.71	0	3.71	0	0.00	NA	NA	12447169
	IE P F		1	2969655	0	0	2969655	0.88	2969655	0	2969655	0.88	0	0.88	0	0.00	NA	NA	2969655
	Sub Total (B)(3)		269415	277608240	0	0	277608240	82.72	277608240	0	277608240	82.72	0	82.72	0	0.00	NA	NA	277588826
	Total Public Shareholding (B) = (B)(1)+(B)(2)+(B)(3)		269429	288963132	0	0	288963132	86.10	288963132	0	288963132	86.10	0	86.10	0	0.00	NA	NA	288943718


Table IV - Statement showing shareholding pattern of the Non Promoter - Non Public Shareholder

Category	Category & Name of the Shareholder	PAN	No of Shareholders	No of fully paid up equity shares held	No of Partly paid-up equity shares held	No of Shares Underlying Depository Receipts	Total No of Shares Held (IV+V+VI)	Shareholding as a % of total no of shares (A+B+C2)	Number of Voting Rights held in each class of securities			No of Shares Underlying Outstanding convertible securities (Including Warrants)	Shareholding as a % assuming full conversion of convertible Securities (as a percentage of diluted share capital)	Number of Locked in Shares		Number of Shares pledged or otherwise encumbered		Number of equity shares held in dematerialized form	
									No of Voting Rights					Total as a % of (A+B+C)	No.	As a % of total Shares held	No.		As a % of total Shares held
									Class X	Class Y	Total								
	(I)	(II)	(III)	(IV)	(V)	(VI)	(VII)	(VIII)	(IX)			(X)	(XI)	(XII)		(XIII)		(XIV)	
(1)	Custodian/DR Holder		0	0	0	0	0	0.00	0	0	0	0.00	0	0.00	0	0.00	NA	NA	0
(2)	Employee Benefit Trust (under SEBI(Share based Employee Benefit) Regulations 2014)		0	0	0	0	0	0.00	0	0	0	0.00	0	0.00	0	0.00	NA	NA	0
	Total Non-Promoter-Non Public Shareholding (C) = (C)(1)+(C)(2)		0	0	0	0	0	0.00	0	0	0	0.00	0	0.00	0	0.00			0



Details of the shareholders acting as persons in Concert including their Shareholding:

Name of Shareholder	Name of PAC	No of shares	Holding%
Total:		0	0



Details of Shares which remain unclaimed may be given here along with details such as number of shareholders, outstanding shares held in demat/unclaimed suspense account

No of Shareholders	No of shares
0	0

