



INDEPENDENT AUDITOR'S REPORT

To

The Members of Punj Lloyd Infrastructure limited

Report on the Audit of the Consolidated Ind AS Ind AS Financial Statements

Opinion

We have audited the accompanying consolidated Ind AS financial statements of **Punj Lloyd Infrastructure limited** (hereinafter referred to as "the company") and its associate (together referred to as "the group") which comprising of the consolidated Balance sheet as at 31st March 2020, the consolidated statement of Profit and Loss(including other comprehensive income), the statement of changes in equity and the consolidated statement of cash flows for the period then ended, and notes to the financial statements, including a summary of significant accounting policies and other explanatory information(hereinafter referred to as "the consolidated financial statements").

In our opinion and to the best of our information and according to the explanations given to us, the aforesaid consolidated Ind AS financial statements give the information required by the Companies Act, 2013 ("the Act") in the manner so required and give a true and fair view in conformity with the Indian accounting standards prescribed under section 133 of the Act read with the companies(Indian Accounting Standards) Rules, 2015, as amended, ("Ind AS") and other accounting principles generally accepted in India, of the state of affairs of the Company as at 31st March 2020, the loss and total comprehensive income, changes in equity and its cash flows for the period ended on that date.

Basis for Opinion

We conducted our audit of the consolidated Ind AS Financial Statements in accordance with the Standards on Auditing (SAs) specified under section 143(10) of the Companies Act, 2013. Our responsibilities under those Standards are further described in the Auditor's Responsibilities for the Audit of the Financial Statements section of our report. We are independent of the Company in accordance with the Code of Ethics issued by the Institute of Chartered Accountants of India together with the ethical requirements that are relevant to our audit of the financial statements under the provisions of the Companies Act, 2013 and the Rules made there under, and we have fulfilled our other ethical responsibilities in accordance with these requirements and the Code of Ethics. We believe that the audit evidence we have obtained is sufficient and appropriate to provide a basis for our opinion.

Other Matter

We did not audit the financial statement of subsidiary M/s KHAGARIA PURNEA HIGHWAY PROJECT LIMITED whose financial statement/information are audited by other auditor and reflect total assets of Rs.522.63 crores as at March 31, 2020 and total revenue from operations of Rs. 33.81 crores.

These financial statement/financial information have been furnished to us by the management of the company, as considered in this consolidated Ind AS financial statements and other related financial information have been audited by other auditors whose reports have been furnished to us by the management and our opinion on the consolidated Ind AS financial statements, in so far as relates to the amounts and disclosures included in respect of this associates and our report in terms of sub section(3) and (11) of the section 143 of the Act, in so far as it relates to the aforesaid associate is based solely on the reports of the other auditors.



Our Opinion on the consolidated Ind AS financial statements in so far as it relates to the amount and disclosures included in respect of aforesaid associates and our report in terms of sub-section 3 and 11 of section 143 of the Act in so far as it relates to the aforesaid associate is based solely on the reports of the other auditors and/or such unaudited financial statements/financial information as the case may be furnished to us by the management.

The status of audited and unaudited financial statement as mentioned above is based on audit reports of other auditor furnished to us by management of the company.

Our opinion on the consolidated Ind AS financial statements and our report on other legal and regulatory requirements below, is not modified in respect of the above matters with respect to our reliance on the work done and the report of the other auditors and the financial statements/ financial information certified by the management.

Responsibilities of Management and Those Charged with Governance for the Consolidated Ind AS Financial Statements

The Company's Board of Directors is responsible for the matters stated in section 134(5) of the Companies Act, 2013 ("the Act") with respect to the preparation of these consolidated Ind AS financial statements that give a true and fair view of the financial position, financial performance, changes in equity and cash flows of the Company in accordance with the accounting principles generally accepted in India, including the Indian accounting Standards specified under section 133 of the Act. This responsibility also includes maintenance of adequate accounting records in accordance with the provisions of the Act for safeguarding of the assets of the Company and for preventing and detecting frauds and other irregularities; selection and application of appropriate accounting policies; making judgments and estimates that are reasonable and prudent; and design, implementation and maintenance of adequate internal financial controls, that were operating effectively for ensuring the accuracy and completeness of the accounting records, relevant to the preparation and presentation of the financial statements that give a true and fair view and are free from material misstatement, whether due to fraud or error.

In preparing the financial statements, the Board of Directors is responsible for assessing the Company's ability to continue as a going concern, disclosing, as applicable, matters related to going concern and using the going concern basis of accounting unless the Board of Directors either intends to liquidate the Company or to cease operations, or has no realistic alternative but to do so.


The Board of Directors is also responsible for overseeing the company's financial reporting process.

Auditor's Responsibilities for the Audit of the Consolidated Ind AS Ind AS Financial Statements

Our objectives are to obtain reasonable assurance about whether the Consolidated Ind AS financial statements as a whole are free from material misstatement, whether due to fraud or error, and to issue an auditor's report that includes our opinion. Reasonable assurance is a high level of assurance, but is not a guarantee that an audit conducted in accordance with SAs will always detect a material misstatement when it exists. Misstatements can arise from fraud or error and are considered material if, individually or in the aggregate, they could reasonably be expected to influence the economic decisions of users taken on the basis of these financial statements.

As part of an audit in accordance with SAs, we exercise professional judgment and maintain professional skepticism throughout the audit. We also:

- Identify and assess the risks of material misstatement of the consolidated Ind AS financial statements, whether due to fraud or error, design and perform audit procedures responsive to those risks, and obtain audit evidence that is sufficient and appropriate to provide a basis for our opinion. The risk of



not detecting a material misstatement resulting from fraud is higher than for one resulting from error, as fraud may involve collusion, forgery, intentional omissions, misrepresentations, or the override of internal control.

- Obtain an understanding of internal control relevant to the audit in order to design audit procedures that are appropriate in the circumstances. Under section 143(3)(i) of the Companies Act, 2013, we are also responsible for expressing our opinion on whether the company has adequate internal financial controls system in place and the operating effectiveness of such controls.
- Evaluate the appropriateness of accounting policies used and the reasonableness of accounting estimates and related disclosures made by management.
- Conclude on the appropriateness of management's use of the going concern basis of accounting and, based on the audit evidence obtained, whether a material uncertainty exists related to events or conditions that may cast significant doubt on the Company's ability to continue as a going concern. If we conclude that a material uncertainty exists, we are required to draw attention in our auditor's report to the related disclosures in the financial statements or, if such disclosures are inadequate, to modify our opinion. Our conclusions are based on the audit evidence obtained up to the date of our auditor's report. However, future events or conditions may cause the Company to cease to continue as a going concern.
- Evaluate the overall presentation, structure and content of the consolidated Ind AS financial statements, including the disclosures, and whether the financial statements represent the underlying transactions and events in a manner that achieves fair presentation.


Materiality is the magnitude of misstatements in the Consolidated Ind AS financial statement that individually or in aggregate, makes it probable that the economic decisions of a reasonably knowledgeable user of the financial statements may be influenced. We consider quantitative materiality and qualitative factors in (i) planning the scope of our audit work and in evaluating the results of our work and (ii) to evaluate the effect of any identified misstatements in the Financial Statements.

We communicate with those charged with governance regarding, among other matters, the planned scope and timing of the audit and significant audit findings, including any significant deficiencies in internal control that we identify during our audit.

We also provide those charged with governance with a statement that we have complied with relevant ethical requirements regarding independence, and to communicate with them all relationships and other matters that may reasonably be thought to bear on our independence, and where applicable, related safeguards.

Report on Other Legal and Regulatory Requirements

1. Companies (Auditor's Report) Order, 2016 ("the Order"), issued by the Central Government of India in terms of sub-section (11) of section 143 of the Companies Act, 2013 is not applicable on Consolidated Financial Statement as referred in proviso to the para 2 of the order.
2. As required by Section 143(3) of the Act, we report to the extent applicable, that: -
 - a) We have sought and obtained all the information and explanations which to the best of our knowledge and belief were necessary for the purposes of our audit of the aforesaid Consolidated Ind AS financial statement.



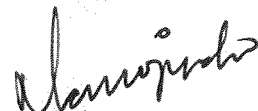
- b) In our opinion, proper books of account as required by law relating to preparation of the aforesaid Consolidated Ind AS financial statement have been kept by the Company so far as it appears from our examination of those books and the reports of the other auditors.
- c) The Consolidated Balance Sheet, the Consolidated Statement of Profit and Loss including other comprehensive Income, the Consolidated Statement of Changes in Equity and the Consolidated Cash Flow Statement dealt with by this Report are in agreement with the books of account maintained for the purpose of preparation of Consolidated Ind AS Financial Statement.
- d) In our opinion, the aforesaid consolidated financial statements comply with the Indian Accounting Standards specified under Section 133 of the Act, read with Rule 7 of the Companies (Accounts) Rules, 2014.
- e) On the basis of the written representations received from the directors as on March 31, 2020 taken on record by the Board of Directors, none of the directors is disqualified as on March 31, 2020 from being appointed as a director in terms of Section 164 (2) of the Act.
- f) We are enclosing herewith the report in "Annexure I" for our opinion considering the opinion of other auditors of associate company incorporated in India on adequacy of Internal Financial Control system in place and operating effectiveness of such controls.
- g) In our opinion, the managerial remuneration for the year ended 31st March, 2020, has been paid / provided by the Company to its directors in accordance with the provisions of section 197 read with Schedule V to the Act:
- h) With respect to the other matters to be included in the Auditor's Report in accordance with Rule 11 of the Companies (Audit and Auditors) Rules, 2014, in our opinion and to the best of our information and according to the explanations given to us:
- The Company does not have any pending litigations on the consolidated Ind AS financial position of the group, its associates.
 - The Company & its associates have made provision, as required under the applicable law or Indian Accounting Standards, for material foreseeable losses, if any on long-term contracts including derivative contracts.
 - The holding company and its associate company incorporated in India did not have any dues on account of Investor Education and Protection Fund.

UDDN: 21503079 AAAAAH7408

For MYMR & Associates

Chartered Accountants

Firm Reg No. : 020685N



Manoj Yadav

(Proprietor)

M. No. 503079

Place: New Delhi

Date: 22/12/2020



ANNEXURE-I TO THE INDEPENDENT AUDITOR'S REPORT OF PUNJ LLOYD INFRASTRUCTURE LIMITED

The Annexure referred to in our report to the members of Punj Lloyd Infrastructure limited ('the Company') for the period ended 31st March 2020.

Report on the Internal Financial Controls under Clause (i) of Sub-section 3 of Section 143 of the Companies Act, 2013 ("the Act")

In conjunction with our audit of the Consolidated Ind AS Financial Statement of the Company as of and for the year ended 31st March 2020, we have audited the internal financial controls over financial reporting of Punj Lloyd Infrastructure Ltd (herein after referred to as "the Company") and its associates company, which are companies incorporated in India, as of that date.

Management's Responsibility for Internal Financial Controls


The respective Board of Directors of the company, its associate company which are companies incorporated in India are responsible for establishing and maintaining internal financial controls based on the internal control over financial reporting criteria established by the Company considering the essential components of internal control stated in the Guidance Note on Audit of Internal Financial Controls over Financial Reporting issued by the Institute of Chartered Accountants of India ('ICAI'). These responsibilities include the design, implementation and maintenance of adequate internal financial controls that were operating effectively for ensuring the orderly and efficient conduct of its business, including adherence to company's policies, the safeguarding of its assets, the prevention and detection of frauds and errors, the accuracy and completeness of the accounting records, and the timely preparation of reliable financial information, as required under the Companies Act, 2013.

Auditors' Responsibility

Our responsibility is to express an opinion on the Company's internal financial controls over financial reporting of the company based on our audit. We conducted our audit in accordance with the Guidance Note on Audit of Internal Financial Controls over Financial Reporting (the "Guidance Note") and the Standards on Auditing, issued by ICAI and deemed to be prescribed under section 143(10) of the Companies Act, 2013, to the extent applicable to an audit of internal financial controls. Those Standards and the Guidance Note require that we comply with ethical requirements and plan and perform the audit to obtain reasonable assurance about whether adequate internal financial controls over financial reporting was established and maintained and if such controls operated effectively in all material respects.

Our audit involves performing procedures to obtain audit evidence about the adequacy of the internal financial controls system over financial reporting and their operating effectiveness. Our audit of internal financial controls over financial reporting included obtaining an understanding of internal financial controls over financial reporting, assessing the risk that a material weakness exists, and testing and evaluating the design and operating effectiveness of internal control based on the assessed risk. The procedures selected depend on the auditor's judgment, including the assessment of the risks of material misstatement of the financial statements, whether due to fraud or error.

We believe that the audit evidence we have obtained is sufficient and appropriate to provide a basis for our audit opinion on the Company's internal financial controls system over financial reporting.



Meaning of Internal Financial Controls over Financial Reporting

A company's internal financial control over financial reporting is a process designed to provide reasonable assurance regarding the reliability of financial reporting and the preparation of financial statements for external purposes in accordance with generally accepted accounting principles. A company's internal financial control over financial reporting includes those policies and procedures that (1) pertain to the maintenance of records that, in reasonable detail, accurately and fairly reflect the transactions and dispositions of the assets of the company; (2) provide reasonable assurance that transactions are recorded as necessary to permit preparation of financial statements in accordance with generally accepted accounting principles, and that receipts and expenditures of the company are being made only in accordance with authorizations of management and directors of the company; and (3) provide reasonable assurance regarding prevention or timely detection of unauthorized acquisition, use, or disposition of the company's assets that could have a material effect on the financial statements.

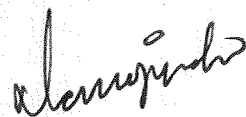
Limitations of Internal Financial Controls over Financial Reporting

Because of the inherent limitations of internal financial controls over financial reporting, including the possibility of collusion or improper management override of controls, material misstatements due to error or fraud may occur and not be detected. Also, projections of any evaluation of the internal financial controls over financial reporting to future periods are subject to the risk that the internal financial control over financial reporting may become inadequate because of changes in conditions, or that the degree of compliance with the policies or procedures may deteriorate.

Opinion

In our opinion, the Company its associates company, which are companies incorporated in India has, in all material respects, an adequate internal financial controls system over financial reporting and such internal financial controls over financial reporting were operating effectively as at 31st March 2020, based on the internal control over financial reporting criteria established by the Company considering the essential components of internal control stated in the Guidance Note on Audit of Internal Financial Controls Over Financial Reporting issued by the Institute of Chartered Accountants of India.

For MYMR & Associates
Chartered Accountants
Firm Reg No. : 020685N



Manoj Yadav
(Proprietor)
M. No. 503079
Place: New Delhi
Date: 22/12/2020



UDIN: 21503079 AAAA AH 7408


Punj Lloyd Infrastructure Limited
Consolidated Balance Sheet as at March 31, 2020
(All amounts in INR, unless otherwise stated)


	Notes	As at March 31, 2020	As at March 31, 2019
Assets			
Non-current assets			
Property Plant and Equipments	3	4,144,051	4,179,233
Capital work-in-progress	4	792,073,576	824,796,579
Investment property	5	3,989,300	3,989,300
Intangible : Concession asset	6	489,169,707	517,944,395
Financial Assets			
Non-current investments		-	-
Concession Assets		3,560,736,417	3,817,000,305
Trade receivables	8	-	-
Loans and advances	9	15,924,277	10,351,068
Deferred tax assets	10	32,352,880	32,352,880
Other non current financial assets	11	31,981,411	29,349,119
Current assets			
Financial Assets			
Investment held for sale	7	27,927	27,927
Trade receivables	8	9,843,224	9,834,001
Cash & cash equivalents	12	504,789,410	250,762,427
Bank balances other than above	13	124,537,292	323,044,483
Loans and Advances	14	801,852,322	989,457,944
Other			
Current tax receivable (net)	9	78,031,856	76,043,832
Concession asset		1,120,000,000	1,120,000,000
Other non financial assets	9	106,577,245	104,515,415
Total Assets		7,676,030,894	8,113,648,907
Equity			
Shareholders' fund			
Equity Share Capital	15	226,500,000	226,500,000
Other Equity			
Retained Earnings	16	(438,946,029)	(559,919,217)
Total Equity		(212,446,029)	(333,419,217)
Non-current liabilities			
Financial Liabilities			
Borrowings	17	6,568,171,198	5,923,352,282
Others		-	-
Provisions	18	840,218	154,881,585
Deferred tax liabilities (net)		-	-
Other non current liabilities		-	-
Current liabilities			
Financial Liabilities			
Trade payables - MSME	19	-	-
Trade payables - Others	19	3,810,395	15,107,010
Other financial liabilities	20	961,457,091	2,198,785,979
Other current liabilities	21	49,924,280	54,431,360
Provisions	18	304,273,741	100,509,909
Total Liabilities		7,888,476,923	8,447,068,124
Total equity and liabilities		7,676,030,894	8,113,648,907
Summary of Significant accounting policies	1 & 2		

The accompanying notes are an integral part of the financial statements.


As per our report of even date

UDIN: 21503079AAAAAH7408
for MYMR & ASSOCIATES
Chartered Accountants
Firm registration number: 020685N



MANOJ YADAV
Proprietor
M. No. : 503079



(Shibu Joseph)
CFO


Place: New Delhi
Date: December 22, 2020




For and on behalf of the Board of Directors of
Punj Lloyd Infrastructure Limited


(Shubham Kumar)
Company
Secretary


(Rahul Maheshwari)
Director
DIN-07345645


(Atul Punj)
Director
DIN-00005612



Punj Lloyd Infrastructure Limited
Consolidated Statement of Profit and Loss for the year ended March 31, 2020
 (All amounts in INR, unless otherwise stated)


	Notes	Year ended March 31, 2020	Year ended March 31, 2019
Income			
Revenue from operations		443,139,274	298,833,643
Other income	22	677,270,076	605,871,716
Total income (I)		1,120,409,350	904,705,359
Expenses			
Employee benefits expense	23	7,118,943	2,718,980
Other expenses	24	417,410,191	351,243,795
Total expenses (II)		424,529,134	353,962,775
Earning before interest, tax, depreciation and amortization (EBITDA) (I-II)			
Depreciation and amortization expense	3 & 5	28,823,871	28,834,899
Finance costs	25	546,083,156	546,923,304
Profit/ (loss) before tax		120,973,188	(25,015,618)
Tax expenses			
Current tax		5,655,580	1,118,385
MAT credit entitlement		(5,655,580)	(1,118,385)
Tax Adjustment		-	(352,381)
Deferred tax		-	-
		-	(352,381)
Profit/ (loss) for the year		120,973,188	(24,663,237)
Other Comprehensive Income			
Other Comprehensive Income to be reclassified to profit or loss in subsequent year		-	-
Loss on fair valuation of investment		-	(22,073)
Exchange Difference on translation of foreign operations		-	-
Income tax effect		-	-
Other Comprehensive Income not to be reclassified to profit or loss in subsequent year		-	-
Re-measurement gains/(loss) on defined benefit plans		-	-
Net gain/(loss) on FVTOCI of Equity Shares		-	-
Net OCI not to be reclassified to profit or loss in subsequent year		-	-
Income tax effect		-	-
Other Comprehensive Income for the year, net of taxes		-	(22,073)
Total comprehensive loss for the year, net of tax attributable to:		120,973,188	(24,685,310)
Earnings per equity share			
Basic and diluted earning per share	26	5.34	(1.09)
Summary of Significant accounting policies	1 & 2		


The accompanying notes are an integral part of the financial statements.


As per our report of even date


UDIN: 21503079AAAAAH7408
 for MYMR & ASSOCIATES
 Chartered Accountants
 Firm registration number: 020685N


For and on behalf of the Board of Directors of
 Punj Lloyd Infrastructure Limited


 MANOJ YADAV
 Proprietor
 M. No. : 503079




 (Shibu Joseph)
 CFO


 (Shubham Kumar)
 Company
 Secretary


 (Rahul Maheshwari)
 Director
 DIN-07345645


 (Atul Punj)
 Director
 DIN-00005612

Place: New Delhi
 Date: December 22, 2020



Punj Lloyd Infrastructure Limited
Cash flow statement for the year ended March 31, 2020
(All amounts in INR, unless otherwise stated)


	Year ended March 31, 2020	Year ended March 31, 2019
Cash flow from/ (used in) operating activities		
Loss before tax	120,973,188	(25,015,618)
Non-cash adjustment to reconcile profit before tax to net cash flows		
Depreciation/ amortization	28,823,871	28,834,899
Discount allowed	2,043,013	1,922,464
Balances written off	(93,838)	(27,555,430)
Forex fluctuation	(110,383,502)	94,375,968
Interest expense	487,061,088	511,351,053
Derivative Premium	-	(31,344,387)
Interest income	(566,792,736)	(545,621,900)
Operating profit before working capital changes	(38,368,916)	6,947,049
Movement in working capital:		
Increase/ (decrease) in trade payables	(11,296,615)	7,916,604
Increase/ (decrease) in provisions	49,722,465	40,373,543
Increase/ (decrease) in other current liabilities	(1,187,935,344)	1,333,641,963
Decrease/ (increase) in trade receivables	(9,223)	530,374
Decrease/ (increase) in other financial asset	187,605,622	10,612,252
Decrease/ (increase) in loans and advances	9,623,064	(18,019,497)
Cash generated from/ (used in) operations	(990,658,946)	1,382,002,288
Direct taxes paid (net of refunds)	-	-
Net cash flow from/ (used in) operating activities (A)	(990,658,946)	1,382,002,288
Cash flow used in investing activities		
Purchase of fixed assets, including CWIP and capital advances	61,532,874	(48,371,956)
Non-current investments	-	(27,927)
Decrease/ (increase) in Concession Assets	256,263,888	465,232,631
Interest received	597,746,415	489,972,666
Proceeds from sale of Invest	-	-
Net cash flow used in investing activities (B)	915,543,177	906,805,413
Cash flow used in financing activities		
Proceeds issue of capital	-	-
Proceeds from long-term borrowings	644,818,916	(1,659,911,251)
Proceeds from short-term borrowings	-	-
Interest paid	(511,551,063)	(463,319,682)
Net cash flow used in financing activities (C)	133,267,853	(2,123,230,933)
Net decrease in cash and cash equivalents (A + B + C)	58,152,084	165,576,769
Cash and cash equivalents at the beginning of the year	603,156,029	437,579,260
Cash and cash equivalents at the end of the year	661,308,113	603,156,029
Components of cash and cash equivalents		
Cash on hand	298,931	391,255
With banks		
- on current account	88,620,234	24,318,765
- on Escrow Account	9,308,494	7,501,457
- on deposit accounts	563,080,454	570,944,552
Total cash and cash equivalents	661,308,113	603,156,029

This is the cash flow statement referred to in our report of even date.

As per our report of even date


UDIN: 21502079A AAAAAH7408
for MYMR & ASSOCIATES
Chartered Accountants
Firm registration number: 020685N


For and on behalf of the Board of Directors
Punj Lloyd Infrastructure Limited


MANOJ YADAV
Proprietor
M. No. : 503079




(Shibu Joseph)
CFO


(Shubham Kumar)
Company
Secretary


(Rahul Maheshwari)
Director
DIN-07345645


(Atul Punj)
Director
DIN-00005612

Place: New Delhi
Date: December 22, 2020



PUNJ LLOYD INFRASTRUCTURE LIMITED

Notes to consolidated financial statements for the year ended March 31, 2020

(All amounts in INR, unless otherwise stated)

1. Corporate Information

Punj Lloyd Infrastructure Limited (the Company) is a public limited Company domiciled in India and incorporated under the provisions of the Companies Act, 1956.

The Company is primarily engaged in the business of setting up, promote the development, construction, establishment, management, marketing and operation of Multi-Product Special Economic Zone including Mega Infrastructure Projects and to carry on such other activities that may be required for the operation of such Special Economic Zone, to carry on the business as acquirers/purchasers/developers of land in the Special Economic Zones, to build, own, operate and invest in infrastructural Projects and to improve, manage, cultivate, develop, exchange, let on lease, transfer or otherwise sell, dispose off, charge, mortgage such projects, to act as owners, developers, operators, consultants, contractors and sub-contractors for design, procurement, construction, operation and maintenance of infrastructural project(s) including projects related to road and transportation, water management, power generation, housing, development of integrated townships, ports, airports, civil construction and other infrastructural projects.

2. Significant accounting policies

(a). Basis of preparation

(i) Statement of Compliance

Consolidated Ind-AS Financial Statements have been prepared in accordance with the accounting principles generally accepted in India including Indian Accounting Standards (Ind AS) prescribed under the Section 133 of the Companies Act, 2013 read with rule 3 of the Companies (Indian Accounting Standards) Rules, 2015 as amended and relevant provisions of the Companies Act, 2013.

Accordingly, the Company has prepared these Consolidated Financial Statements which comprise the Balance Sheet as at 31 March, 2020, the Statement of Profit and Loss for the year ended 31 March 2020, the Statement of Cash Flows for the year ended 31 March 2020 and the Statement of Changes in Equity for the year ended as on that date, and accounting policies and other explanatory information (together hereinafter referred to as 'Consolidated Ind-AS Financial Statements').

These Consolidated Ind-AS Financial Statements are approved for issue by the Board of Directors on December 22, 2020.


(ii) Basis of preparation of financial statements

These Consolidated Ind-AS Financial Statements have been prepared in accordance with Indian Accounting Standards (Ind AS), under the historical cost convention on an accrual basis as per provisions of the Companies Act, 2013 ("the Act"), except for:


- certain financial assets and liabilities (including derivative instruments) that are measured at fair value;
- certain items of property, plant and equipments which have been fair valued on the transition date

Accounting policies have been consistently applied except where a newly issued accounting standard is initially adopted or a revision to an existing accounting standard requires a change in the accounting policy hitherto in use.

With effect from April 01, 2019, Ind AS 116- "Leases" (Ind AS-116) supersedes Ind AS 17- "Leases". The Company has adopted Ind AS using the prospective approach. The application of Ind AS 116 has resulted into recognition of "Right of use" asset with a corresponding Lease Liability in the Balance sheet.



Rahul Maheshwari



PUNJ LLOYD INFRASTRUCTURE LIMITED

Notes to consolidated financial statements for the year ended March 31, 2020

(All amounts in INR, unless otherwise stated)

The Consolidated Ind-AS Financial Statements have been presented in Indian Rupees (INR), which is the Company's functional currency, unless otherwise stated.

(iii) Corporate Insolvency Resolution Process (CIRP) for Punj Lloyd Limited (The ultimate Holding Company) under the insolvency and bankruptcy code, 2016 (IBC) has commenced with effect from March 08, 2019. Mr. Gaurav Gupta, Interim Resolution Professional (IRP) was appointed by Hon'ble National Law Tribunal (NCLT), Principal Bench, New Delhi vide its order dated March 08, 2019. Subsequently NCLT vide its order CA-971(PB)/2019 dated May 22, 2019 has appointed Mr. Ashwini Mehra as Resolution Professional (RP) and have taken over from IRP on May 27, 2019. Under CIRP, the powers of the Board of Directors of ultimate holding Company stand suspended. The RP had invited expression of Interest (EOI) from the Resolution Applicants (RA). The RA would be required to submit their proposal. The resolution of ultimate holding company and its continuation as a going concern will depend on and acceptance and approval of the RA proposal by Committee of Creditors (COC) and adjudicating authority respectively. Until further direction by the Hon'able NCLT, the financial statements have been prepared on a going concern basis.

b). Property, plant and equipment

Property, plant and equipment, excluding freehold land, but including capital work-in-progress are stated at cost, less accumulated depreciation and impairment losses, if any. Freehold land is carried at historical cost. The cost includes the purchase price and expenditure that is directly attributable to bringing the asset to its working condition for the intended use.

Subsequent costs are included in the asset's carrying amount or recognized as a separate asset, as appropriate, only when it is probable that future economic benefits associated with the item will flow to the Company and the cost of the item can be measured reliably. The carrying amount of any component accounted for as a separate asset is derecognized when replaced. All other repair and maintenance are charged to the statement of profit and loss during the reporting period in which they are incurred.

The Company adjusts exchange differences arising on translation/settlement of long-term foreign currency monetary items pertaining to the acquisition of a depreciable asset to the cost of the asset and depreciates the same over the remaining life of the asset. In accordance with Ministry of Corporate Affairs ("MCA") circular dated August 09, 2012, exchange differences adjusted to the cost of tangible assets are total differences, arising on long-term foreign currency monetary items pertaining to the acquisition of a depreciable asset, for the period. In other words, the Company does not differentiate between exchange differences arising from foreign currency borrowings to the extent they are regarded as an adjustment to the interest cost and other exchange differences.


Depreciation method, estimated useful lives and de-recognition

Depreciation is calculated using the straight-line method to allocate the cost, net of the residual values, over the estimated useful lives as follows:


Asset Description	Useful lives (years)
Plant and equipment	3 – 20
Furniture and fixtures, office equipments and tools	3 – 20
Vehicles	3 – 10

The property, plant and equipment acquired under finance leases, including assets acquired under sale and lease back transactions, is depreciated over the shorter of the asset's useful life and the lease term, if there is no reasonable certainty that the Company will obtain ownership at the end of the lease term.

An item of property, plant and equipment and any significant part initially recognized is derecognized upon disposal or when no future economic benefits are expected from its use thereof. Any gain or loss arising on de-recognition of the assets, measured as the difference between the net disposal proceeds and the carrying amount of the asset, is recognized in the statement of profit and loss when the asset is derecognized.



Rahul Maheshwari



PUNJ LLOYD INFRASTRUCTURE LIMITED

Notes to consolidated financial statements for the year ended March 31, 2020

(All amounts in INR, unless otherwise stated)

The useful lives, residual values and method of depreciation of property, plant and equipment are reviewed at each financial year end and adjusted prospectively.

(c) Intangible assets

Intangible assets are measured on initial recognition at cost. Following initial recognition, intangible assets are carried at cost less accumulated amortization and impairment losses, if any.

Development expenditures are recognized as an intangible asset when the Company is able to demonstrate:

- the technical feasibility of completing the intangible asset so that the asset will be available for use
- its intention to complete and its ability and intention to use or sell the asset
- how the asset will generate future economic benefits
- the availability of resources to complete the asset
- the ability to measure reliably the expenditure during development

The Company amortizes intangible assets with finite lives using the straight-line method over the period of licenses or based on the nature and estimated useful economic life, i.e., six years, whichever is lower.

Gains or losses arising from de-recognition of an intangible asset are measured as the difference between the net disposal proceeds and the carrying amount of the asset and are recognized in the statement of profit and loss when the asset is derecognized.

The amortization period and the method is reviewed at each financial year end and adjusted prospectively.


(d) Impairment of non-financial assets

The Company assesses at each reporting date whether there is an indication that an asset may be impaired. If any indication exists, or when annual impairment testing for an asset is required, the Company estimates the asset's recoverable amount. An asset's recoverable amount is the higher of an asset's or cash-generating unit's (CGU) fair value less costs of disposal and its value in use. Recoverable amount is determined for an individual asset, unless the asset does not generate cash inflows that are largely independent of those from other assets or groups of assets. Where the carrying amount of an asset or CGU exceeds its recoverable amount, the asset is considered impaired and is written down to its recoverable amount.


In assessing value in use, the estimated future cash flows are discounted to their present value using a pre-tax discount rate that reflects current market assessments of the time value of money and the risks specific to the asset. In determining fair value less costs of disposal, recent market transactions are taken into account, if available. If no such transactions can be identified, an appropriate valuation model is used. These calculations are corroborated by valuation multiples, quoted share prices for publicly traded companies or other available fair value indicators.

The Company bases its impairment calculation on detailed budgets and forecast calculations which are prepared separately for each of the Company's CGU to which the individual assets are allocated. These budgets and forecast calculations generally cover a period of five years. For longer periods, a long term growth rate is calculated and applied to project future cash flows after the fifth year. To estimate cash flow projections beyond periods covered by the most recent budgets/ forecasts, the Company extrapolates cash flow projections in the budget using a steady or declining growth rate for subsequent years, unless an increasing rate can be justified. In any case, this growth rate does not exceed the long-term average growth rate for the products, industries or countries in which the Company operates, or for the market in which the asset is used.

Impairment losses of continuing operations, including impairment on inventories, are recognized in the statement of profit and loss.



Rahul Maheshwari



PUNJ LLOYD INFRASTRUCTURE LIMITED

Notes to consolidated financial statements for the year ended March 31, 2020

(All amounts in INR, unless otherwise stated)

An assessment is made at each reporting date as to whether there is any indication that previously recognized impairment losses may no longer exist or may have decreased. If such indication exists, the Company estimates the asset's or CGU's recoverable amount. A previously recognized impairment loss is reversed only if there has been a change in the assumptions used to determine the asset's recoverable amount since the last impairment loss was recognized. The reversal is limited so that the carrying amount of the asset does not exceed its recoverable amount, nor exceed the carrying amount that would have been, had no impairment loss been recognized. Such reversal is recognized in the statement of profit and loss.

e) Concessionary assets

Concessions refer to administrative authorization granted by the public bodies for the construction and later maintenance of highways. Concession assets are classified as:

Financial assets: When the granting authority establishes an unconditional right to receive cash or other financial assets.

Intangible assets: Only in which contractual arrangements do not set an unconditional right to receive cash or other financial assets from granting authority.

The construction service counterpart is a receivable which also includes a financial remuneration. It is calculated based upon the projects' expected rate of return in line with its estimate flow, which includes infarction forecasts. Once the construction has finished, the Company re-estimate the fair value of the service rendered if circumstances have changed or uncertainties that are existed during construction have disappeared. Once the operational phase begins, the receivables are valued at amortized cost and any difference between actual and expected flows re recognized in the income statement. Unless the circumstances affecting concession asset flows significantly change (economical re-balances approved by the granting authority, contract enhancement, etc.,) the rate of return will not be modified. Economic rebalancing is only considered for calculating the value of a financial asset when the grantor has vested right to receive cash or other financial assets.

Financial remuneration in concession financial assets is classified by the Company as operative revenue, since it is part of the Company's general activity, which is exercised on a regular basis and generates income periodically.


(f) Leases

Where the Company is the lessee


Lease where the Company, as lessee, has substantially all the risks and rewards of ownership are classified as finance leases. Finance leases are capitalized at the lease's inception at the fair value of the leased property or, if lower, the present value of the minimum lease payments. The corresponding rental obligations, net of finance charges, are included in borrowings or other financial liabilities as appropriate. Lease payments are apportioned between finance charges and reduction of the lease liability so as to achieve a constant rate of interest on the remaining balance of the liability. Finance charges are recognized in finance costs in the statement of profit and loss, unless they are directly attributable to qualifying assets, in which case they are capitalized in accordance with the Company's general policy on the borrowing costs.

A leased asset is depreciated on a straight-line basis over the useful life of the asset. However, if there is no reasonable certainty that the Company will obtain the ownership by the end of the lease term, the asset is depreciated over the shorter of the estimated useful life or the lease term of the asset.

Leases in which a significant portion of the risks and rewards of ownership are not transferred to the Company as lessee, are classified as operating leases. Payments made under operating leases (net of any incentives received from the lessor) are charged to profit or loss on a straight-line basis over the period of the lease unless the payments are structured to increase in line with expected general inflation to compensate for the lessor's expected inflationary cost increase.



Rahul Maheshwari



PUNJ LLOYD INFRASTRUCTURE LIMITED

Notes to consolidated financial statements for the year ended March 31, 2020

(All amounts in INR, unless otherwise stated)

Where the Company is the lessor

Leases in which the Company does not transfer substantially all the risks and rewards of ownership of an asset are classified as operating leases. Lease income from operating lease is recognized in income on a straight-line basis over the lease term unless the receipts are structured to increase in line with expected general inflation to compensate for the expected inflationary cost increases. The respective leased assets are classified in the balance sheet based on their nature.

(g) Revenue recognition

Revenue is recognized to the extent that it is probable that the economic benefits will flow to the Company and the revenue can be reliably measured, regardless of when the payment is being made. Revenue is measured at the fair value of the consideration received or receivable, taking into account contractually defined terms of payment and excluding taxes or duties collected on behalf of the government.

Interest income is recognised on a time proportion basis taking into account the amount outstanding and the applicable interest rate. Interest income is included under the head "other income" in the statement of profit and loss.

(h) Borrowing costs

Borrowing costs directly attributable to the acquisition or construction of an asset that necessarily takes a substantial period of time to get ready for its intended use are capitalized as part of the cost of the respective asset. All other borrowing costs are expensed in the period in which they occur. Borrowing costs consist of interest and other costs that are incurred in connection with the borrowing of funds. Borrowing cost also includes exchange differences to the extent regarded as an adjustment to the borrowing costs.

(i) Foreign currencies

i). Functional and presentation currency

Items included in the financial statements are measured using the currency of the primary economic environment in which the entity operates ('the functional currency'). The financial statements are presented in Indian Rupee (INR), which is Company's functional and presentation currency.


ii). Transaction and balances

Transactions in foreign currencies are initially recorded in the functional currency using the exchange rates at the dates of the transactions.


Monetary assets and liabilities denominated in foreign currencies are translated at the functional currency spot rates of exchange at the reporting date. Exchange differences resulting from the settlement or translation of such transactions are generally recognized in profit or loss, except the following:

- a. Exchange differences are deferred in equity if they are attributable to part of the net investment in a foreign operation. They are recognized initially in other comprehensive income (OCI) and reclassified to statement of profit and loss on disposal of the net investment, as part of gain or loss on disposal.
- b. Exchange differences arising on long-term foreign currency monetary items (recognized upto 31 March 2016), related to acquisition of a depreciable asset are capitalized and depreciated over the remaining useful life of the asset.

Non-monetary items that are measured in terms of historical cost in a foreign currency are translated using the exchange rates at the date of the transaction. Non-monetary items that are measured at fair value in a foreign currency are translated using the exchange rates at the date when the fair value was determined. The gain or loss arising on translation of non-monetary items measured at fair value is treated in line with the recognition



Rahul Maheshwari



PUNJ LLOYD INFRASTRUCTURE LIMITED

Notes to consolidated financial statements for the year ended March 31, 2020

(All amounts in INR, unless otherwise stated)

of the gain or loss on the change in fair value of the item (i.e. translation differences on items whose fair value gain or loss is recognized in OCI or profit or loss are also recognized in OCI or profit or loss, respectively).

iii). Translation of foreign operations

The results and financial position of foreign operations that have a functional currency different from the presentation currency are translated into the presentation currency as follows:

- Assets and liabilities are translated at the closing rate of exchange at the reporting date,
- Income and expenses are translated at quarterly average exchange rates (unless this is not a reasonable approximation of the cumulative effect of the rates prevailing on the transaction dates, in which case income and expenses are translated at the dates of the transaction), and
- All resulting exchange differences are recognized in OCI.

On disposal of a foreign operation, the component of OCI relating to that particular foreign operation is recognized in profit or loss.

Cumulative currency translation differences for all foreign operations are deemed to be zero at the date of transition, i.e. 01 April 2015. Gain or loss on a subsequent disposal of any foreign operation excludes translation differences that arose before the date of transition but comprises only translation differences arising after the transition date.

(j) Financial instruments

Financial Instruments (assets and liabilities) are recognized when the Company becomes a party to a contract that gives rise to a financial asset of one entity and a financial liability or equity instrument of another entity.

Initial recognition and measurement


Financial assets and financial liabilities are initially measured at fair value. Transaction costs that are directly attributable to the acquisition or issue of financial assets and financial liabilities, other than those designated as fair value through profit or loss (FVTPL), are added to or deducted from the fair value of the financial assets or financial liabilities, as appropriate, on initial recognition. Transaction costs directly attributable to the acquisition of financial assets or financial liabilities at FVTPL are recognized immediately in statement of profit and loss.

a. Financial assets


(i). Subsequent measurement

Subsequent measurement depends on the Company's business model for managing the asset and the cash flow characteristics of the asset. There are three measurement categories into which the Company classifies its financial assets.

- **Amortised cost:** Assets that are held for collection of contractual cash flows where those cash flows represent solely payments of principal and interest are measured at amortised cost using the Effective Interest Rate (EIR) method. The EIR amortisation is included in other income in the statement of profit and loss. The losses arising from impairment are recognised in the statement of profit and loss.
- **Fair value through other comprehensive income (FVTOCI):** The Company has investments which are not held for trading. The Company has elected an irrevocable option to present the subsequent changes in fair values of such investments in other comprehensive income. Amounts recognized in OCI are not subsequently reclassified to the statement of profit and loss.



Rahul Maheshwari



PUNJ LLOYD INFRASTRUCTURE LIMITED

Notes to consolidated financial statements for the year ended March 31, 2020

(All amounts in INR, unless otherwise stated)

- **Fair value through profit and loss (FVTPL):** FVTPL is a residual category for financial assets in the nature of debt instruments. Financial assets included within the FVTPL category are measured at fair value with all changes recognized in the statement of profit and loss. This category also includes derivative financial instruments, if any, entered into by the Company that are not designated as hedging instruments in hedge relationships as defined by Ind AS 109.

(ii). Impairment of financial assets

The Company applies Ind AS 109 for recognizing impairment losses using Expected Credit Loss (ECL) model. Impairment is recognized for all financial assets subsequent to initial recognition, other than financial assets in FVTPL category. The impairment losses and reversals are recognized in statement of profit and loss.

(iii). De-recognition

The Company derecognizes a financial asset when the contractual rights to the cash flows from the financial asset expire or the same are transferred.

b. Financial liabilities

(i). Subsequent measurement

There are two measurement categories into which the Company classifies its financial liabilities.

- **Amortised cost:** After initial recognition, interest-bearing borrowings and other payables are subsequently measured at amortised cost using the EIR method. Gains and losses are recognised in statement of profit and loss when the liabilities are derecognised as well as through the EIR amortisation process. Amortised cost is calculated by taking into account any discount or premium on acquisition and fees or costs that are an integral part of the EIR. The EIR amortisation is included as finance costs in the statement of profit and loss.
- **Financial liabilities at FVTPL:** Financial liabilities are classified as FVTPL when the financial liabilities are held for trading or are designated as FVTPL on initial recognition. Financial liabilities are classified as held for trading if they are incurred for the purpose of repurchasing in the near term. This category also includes derivative financial instruments entered into by the Company that are not designated as hedging instruments in hedge relationships as defined by Ind AS 109. Separated embedded derivatives are also classified as held for trading unless they are designated as effective hedging instruments. Gains or losses on liabilities held for trading are recognised in the profit or loss.

(ii). De-recognition

A financial liability is de-recognised when the obligation under the liability is discharged or cancelled or expires.


c. Offsetting financial instruments

Financial assets and financial liabilities are offset and the net amount is reported in the balance sheet if there is a currently enforceable legal right to offset the recognised amounts and there is an intention to settle on a net basis or to realise the assets and settle the liabilities simultaneously.

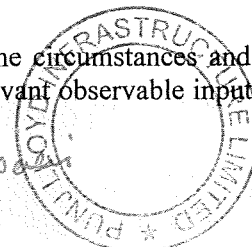
(k) Fair value measurement

The fair value of an asset or liability is measured using the assumption that market participants would use when pricing the asset or liability, assuming that market participants act in their best economic interest.

The Company uses valuation techniques that are appropriate in the circumstances and for which sufficient data are available to measure fair value, maximizing the use of relevant observable inputs and minimizing the use of unobservable inputs.



Rahul Maheshwari



PUNJ LLOYD INFRASTRUCTURE LIMITED

Notes to consolidated financial statements for the year ended March 31, 2020

(All amounts in INR, unless otherwise stated)

All assets and liabilities for which fair value is measured or disclosed in the financial statements are categorized within the fair value hierarchy, described as follows, based on the lowest level input that is significant to the fair value measurement as a whole:

Level 1 – Where fair value is based on quoted prices from active market.

Level 2 – Where fair value is based on significant direct or indirect observable market inputs.

Level 3 – Where fair value is based on one or more significant input that is not based on observable market data.

For assets and liabilities that are recognized in the financial statements on a recurring basis, the Company determines whether transfer is required between levels in the hierarchy by re-assessing categorization (based on the lowest level input that is significant to the fair value measurement as a whole) (a) on the date of the event or change in circumstances or (b) at the end of each reporting period.

(l) Retirement and other employee benefits


- i) Retirement benefits in the form of provident and pension funds are defined contribution schemes. The Company has no obligation, other than the contribution payable to respective funds. The Company recognizes contribution payable to respective funds as expenditure, when an employee renders the related service. If the contribution payable to the scheme for service received before the balance sheet date exceeds the contribution already paid, the deficit payable to the scheme is recognized as a liability after deducting the contribution already paid. If the contribution already paid exceeds the contribution due for services received before the balance sheet date, then excess is recognized as an asset to the extent that the pre-payment will lead to, for example, a reduction in future payment or a cash refund.
- ii) Gratuity liability is a defined benefit obligation. The amount paid/payable in respect of present value of liability for past services is charged to the statement of profit and loss on the basis of actuarial valuation on the projected unit credit method made at the end of each financial year. Actuarial gains/losses are recognised in full in the period in which they occur in the statement of profit and loss.
- iii) Accumulated leave, which is expected to be utilized within the next 12 months, is treated as short-term employee benefit. The Company measures the expected cost of such absences as the additional amount that it expects to pay as a result of the unused entitlement that has accumulated at the reporting date. The Company treats accumulated leave expected to be carried forward beyond twelve months, as long-term employee benefit for measurement purposes. Such long-term compensated absences are provided for based on the actuarial valuation using the projected unit credit method at the year-end. Actuarial gains/losses are immediately taken to the statement of profit and loss and are not deferred. The Company presents the entire leave as a current liability in the balance sheet, since it does not have an unconditional right to defer its settlement for 12 months after the reporting date.

(m) Income taxes


Income tax comprises current income tax and deferred tax. The income tax expense or credit for the year is the tax payable on the current year's taxable income, based on the applicable income tax rate for each jurisdiction where the Company operates, adjusted by changes in deferred tax assets and liabilities attributed to temporary differences and to unused tax losses.

Current income tax assets and liabilities are measured at the amount expected to be recovered from or paid to the tax authorities, using the tax rates and tax laws that are enacted or substantively enacted, at the reporting date in the countries where the Company operates and generate taxable income.

Deferred tax is provided using the liability method, on temporary differences arising between the tax bases of assets and liabilities and their carrying amounts in the financial statements. Deferred tax is determined using tax rates and tax laws that have been enacted or substantively enacted by the end of reporting period and are expected to apply when the related deferred tax asset is realized or the deferred tax liability is settled.



Rahul Maheshwari



PUNJ LLOYD INFRASTRUCTURE LIMITED

Notes to consolidated financial statements for the year ended March 31, 2020

(All amounts in INR, unless otherwise stated)

Deferred tax assets are recognized for all deductible temporary differences and unused tax losses, only if it is probable that future taxable amounts will be available to utilize those temporary differences and losses.

The carrying amount of deferred tax assets is reviewed at each reporting date and reduced to the extent that it is no longer probable that sufficient taxable profit will be available to allow all or part of the deferred tax asset to be utilized. Unrecognized deferred tax assets are re-assessed at each reporting date and are recognized to the extent that it has become probable that future taxable profits will allow the deferred tax asset to be recovered.

Deferred tax assets and liabilities are offset if a legally enforceable right exists to set-off current tax assets against liabilities and the deferred taxes relate to the same taxable entity and the same taxation authority. Current tax assets and tax liabilities are offset where the entity has a legally enforceable right to offset and intends either to settle on a net basis, or to realize the asset and settle the liability simultaneously.

Current and deferred tax is recognized in the statement of profit or loss, except to the extent that it relates to items recognized in OCI or directly in equity. In this case, the tax is recognized in OCI or directly in equity, respectively.

(n) Segment reporting

Operating segments are defined as components of an enterprise for which discrete financial information is available that is evaluated regularly by the chief operating decision maker, in deciding how to allocate resources and assessing performance. Operating segments are reported in a manner consistent with the internal reporting provided to the chief operating decision maker.

(o) Earnings per share

Basic earnings per share is calculated by dividing the profit or loss attributable to equity shareholders by the weighted average number of equity shares outstanding during the financial year, adjusted for the events such as bonus issue, share split or otherwise that have changed the number of equity shares outstanding without a corresponding change in resources.

For the purpose of calculating diluted earnings per share, the profit or loss attributable to equity shareholders and the weighted average number of shares outstanding during the year are adjusted for the effects of all dilutive potential equity shares.

(p) Cash and cash equivalents

Cash and cash equivalents, for the purposes of cash flow statement, comprise cash on hand, demand deposits, other short-term, highly liquid investments with original maturities of three months or less that are readily convertible to known amounts of cash and which are subject to an insignificant risk of changes in value.



(q) Dividends

The Company recognized a liability for the amount of any dividend declared when the distribution is authorized and the distribution is no longer at the discretion of the Company. As per the corporate laws in India, a distribution is authorized when it is approved by the shareholders.

(r) Contingent liabilities

A contingent liability is a possible obligation that arises from past events whose existence will be confirmed by the occurrence or non-occurrence of one or more uncertain future events beyond the control of the Company or a present obligation that is not recognized because it is not probable that an outflow of resources will be required to settle the obligation. A contingent liability also arises in extremely rare cases where there is a liability that cannot be recognized because it cannot be measured reliably. A disclosure is made for a contingent liability when there is a:


Rahul Maheshwari



PUNJ LLOYD INFRASTRUCTURE LIMITED

Notes to consolidated financial statements for the year ended March 31, 2020

(All amounts in INR, unless otherwise stated)

- a). possible obligation, the existence of which will be confirmed by the occurrence/non-occurrence of one or more uncertain events, not fully within the control of the Company;
- b). present obligation, where it is not probable that an outflow of resources embodying economic benefits will be required to settle the obligation;
- c). present obligation, where a reliable estimate cannot be made.

(s) Provisions

Provisions are recognized when the Company has a present legal or constructive obligation as a result of past event, it is probable that an outflow of resources embodying economic benefits will be required to settle the obligation and a reliable estimate can be made of the amount of the obligation.

Where the effect of the time value of money is expected to be material, provisions are measured at the present value of management's best estimate of the expenditure required to settle the present obligation at the end of the reporting period. The discount rate used to determine the present value is a pre-tax rate that reflects current market assessments of the time value of money and the risks specific to the liability. When discounting is used, the increase in the provision due to the passage of time is recognized as interest expense.

(t) Operating cycle

The operating cycle is the time between the acquisition of assets for processing and their realization in cash or cash equivalents and the management considers this to be the project period.

(u) Measurement of EBITDA

As permitted by the Guidance Note on the Division II of Schedule III to the Companies Act, 2013, the Company has elected to present earnings before interest, tax, depreciation and amortization (EBITDA) as a separate line item on the face of the statement of profit and loss. In its measurement, the Company does not include depreciation and amortization expense, finance costs and tax expense.

(v) Current and Non-Current Classification:

The Company presents assets and liabilities in the Balance Sheet based on Current/Non-Current classification.

An Asset is classified as Current when it is –

- Expected to be realized or intended for sale or consumption in, the Company's normal operating cycle;
- Held primarily for the purpose of trading;


All other assets are classified as non-current.

A liability is classified as current when it is:


- Expected to be settled in normal operating cycle;
- Held primarily for the purpose of trading.
- It is due to be settled within 12 months after the reporting date; or the Company does not have an unconditional right to defer settlement of the liability for at least 12 months after the reporting date.

All other liabilities are classified as non-current.

Deferred tax assets and liabilities are classified as non-current only.



Rahul Maheshwari



PUNJ LLOYD INFRASTRUCTURE LIMITED

Notes to consolidated financial statements for the year ended March 31, 2020

(All amounts in INR, unless otherwise stated)

(aa). Trade and other payables

These amounts represent liabilities for goods and services provided to the Company prior to the end of financial year which are unpaid. The amounts are unsecured and are usually paid within 30 days of recognition. Trade and other payables are presented as current liabilities unless payment is not due within 12 months after the reporting period. They are recognized initially at their fair value and subsequently measured at amortised cost using the effective interest method.

Significant accounting judgements, estimates and assumptions:

The preparation of financial statements requires the management to make judgments, estimates and assumptions that affect the reported amounts of revenues, expenses, assets and liabilities, and the accompanying disclosures, and the disclosure of contingent liabilities. Uncertainty about these assumptions and estimates could result in outcomes that require a material adjustment to the carrying amount of assets or liabilities affected in future period.

Critical estimates and judgements

In applying the accounting policies, following are the items/ areas that involved a higher degree of judgement or complexity and which are more likely to be materially adjusted due to estimates and assumptions turning out to be different than those originally assessed.

Estimates and judgements are continually evaluated. They are based on historical experience and other factors, including expectations of future events that may have a financial impact on the Company and that are believed to be reasonable under the circumstances.

Impairment of financial assets:

The Company basis the impairment provisions for financial assets on assumptions about risk of default and expected loss rates. The Company uses judgement in making these assumptions and selecting the inputs to the impairment calculations, based on the Company's past history, existing market conditions as well as forward looking estimates at the end of each reporting period.


Impairment of non-financial assets:

Non-financial assets are reviewed for impairment, whenever events or changes in circumstances indicate that the carrying amount of such assets may not be recoverable. If any such indication exists, the recoverable amount of the asset is estimated in order to determine the extent of the impairment loss (if any). The recoverable amount is sensitive to inputs like discount rate, expected future cash-inflows and growth rate used for extrapolation purposes.


Taxes:

Deferred tax assets are recognized for unused tax losses and unabsorbed depreciation to the extent that it is probable that taxable profit will be available against which the losses can be utilized. Significant management judgement is required to determine the amount of deferred tax asset that can be recognized, based upon the likely timing and the level of future taxable profits together with future tax planning strategies.

The Company neither has any taxable temporary difference nor any tax planning opportunities available that could support the recognition of unused tax losses and unabsorbed depreciation as deferred tax assets. On this basis, the Company has accounted for deferred tax assets on temporary differences, including unabsorbed depreciation and business losses, for which it is reasonably certain that future taxable income would be generated.



Rahul Maheshwari



PUNJ LLOYD INFRASTRUCTURE LIMITED

Notes to consolidated financial statements for the year ended March 31, 2020

(All amounts in INR, unless otherwise stated)

Recoverability of Trade Receivables:

Judgements are required in assessing the recoverability of overdue trade receivables and determining whether a provision against those receivables is required. Factors considered include the credit rating of the counterparty, the amount and timing of anticipated future payments and any possible actions that can be taken to mitigate the risk of non-payment.

Global Health Pandemic on COVID19:

The outbreak of Coronavirus (COVID-19) pandemic globally and in India is causing significant disturbances and slowdown of economic activity. In many countries, businesses are being forced to cease or limit their operations for long or indefinite period of time. Measures taken to contain the spread of the virus, including travel bans, quarantines, social distancing and closures of non-essential services have triggered significant disruptions to businesses worldwide, resulting in an economic slowdown.

COVID 19 is significantly impacting business operation of the Companies, by way of interruption in operating activities, unavailability of personnel, supply chain disruption etc. On March 24, 2020, the Government of India ordered a nationwide lockdown for 21 days which further got extended till May 03, 2020, May 17, 2020, May 31, 2020, June 30, 2020, July 31, 2020, August 31, 2020, September 30, 2020 and to October 31, 2020 respectively to prevent community spread of COVID 19 in India resulting in significant reduction in economic activities.

In assessing the recoverability of Company's assets such as Investments, Loans, Intangible assets, Trade receivables etc. the company has considered internal and external information. The Company has performed sensitivity analysis on the assumptions used basis the internal and external information/ indicators of future economic conditions; the Company expects to recover the carrying amount of the assets.

(a). Recent accounting pronouncements:

On March 30, 2019, the Ministry of Corporate Affairs (MCA) has notified Ind AS 116 – Leases and certain amendment to existing Ind AS. These amendments shall be applicable to the Company from April 01, 2019.

Issues of Ind AS 116 – Leases


Ind AS 116 will replace existing leasing standard i.e. Ind AS 17 and related interpretations. Ind AS 116 introduces a single lessee accounting model and requires lessee to recognize assets and liabilities for all leases with non-cancellable period of more than twelve months except for low value assets. Ind AS 116 substantially carries forward the lessor accounting requirement in Ind AS 17.

Amendment to existing standard


The MCA has also carried out amendments of the following accounting standards

- | | | |
|--------|------------|--|
| (i) | Ind AS 12 | Income Taxes |
| (ii) | Ind AS 19 | Employee Benefits |
| (iii) | Ind AS 23 | Borrowing Costs |
| (iv) | Ind AS 103 | Business Combinations |
| (v) | Ind AS 111 | Joint Arrangements |
| (vi) | Ind AS 28 | Investment in Associates and Joint Venture |
| (vii) | Ind AS 109 | Financials Instruments |
| (viii) | Ind AS 08 | Accounting Policies, Change in Accounting Estimates and Errors |

Application of above standards are not expected to have any significant impact on the Company's financial statements.



Rahul Maheshwari



Punj Lloyd Infrastructure Limited
Consolidated statement of changes in Equity for the year ended March 31, 2020
 (All amounts in INR, unless otherwise stated)

	Numbers	Amount
Equity share of Rs. 10 each issued, subscribed and fully paid		
At March 31, 2019	22,650,000	226,500,000
At March 31, 2020	22,650,900	226,500,000

For the year ended March 31, 2019	Reserves and Surplus			Items of OCI		Total
	General Reserve	Securities Premium Account	Retained earning	FVTOCI Reserve	FCTR	
As at April 01, 2018	30,121,358	75,000,000	(640,355,265)	-	-	(535,233,907)
Profit for the year	-	-	(24,663,237)	-	-	(24,663,237)
Add: Exchange difference during the year on net investment in non-integral operations	-	-	-	-	-	-
Other comprehensive Reserve	(22,073)	-	-	-	-	(22,073)
Total Comprehensive Income	30,099,285	75,000,000	(665,018,502)	-	-	(559,919,217)
As at March 31, 2019	30,099,285	75,000,000	(665,018,502)	-	-	(559,919,217)

For the year ended March 31, 2020	Reserves and Surplus			Items of OCI		Total
	General Reserve	Securities Premium Account	Retained earning	FVTOCI Reserve	FCTR	
As at April 01, 2019	30,099,285	75,000,000	(665,018,502)	-	-	(559,919,217)
Profit for the year	-	-	120,973,188	-	-	120,973,188
Add: Exchange difference during the year on net investment in non-integral operations	-	-	-	-	-	-
Other comprehensive reserve	-	-	-	-	-	-
Total Comprehensive Income	30,099,285	75,000,000	(544,045,314)	-	-	(438,946,029)
As at March 31, 2020	30,099,285	75,000,000	(544,045,314)	-	-	(438,946,029)

As per our report of even date

UDIN: 21503079AAAAAH7408
 for MYMR & ASSOCIATES
 Chartered Accountants
 Firm registration number: 020685N

For and on behalf of the Board of Directors
 Punj Lloyd Infrastructure Limited



Manoj Yadav
 MANOJ YADAV
 Proprietor
 M. No. : 503079

Shibu Joseph
 (Shibu Joseph)
 CFO

Bunam
 (Shubham Kumar)
 Company
 Secretary

Rahul Maheshwari
 (Rahul Maheshwari)
 Director
 DIN-07345645

Atul Punj
 (Atul Punj)
 Director
 DIN-00005612



Place: New Delhi
 Date: December 22, 2020

3 Property, Plant and Equipments


Particulars	Furniture and Fixture	Office Equipments	Leasehold Land	Total
At April 01, 2018	-	243,685	4,200,180	4,443,865
Additions during the year	-	-	-	-
Disposals during the year	-	-	-	-
As at March 31, 2019	-	243,685	4,200,180	4,443,865
At April 01, 2019	-	243,685	4,200,180	4,443,865
Additions during the year	-	14,000	-	14,000
Disposals during the year	-	-	-	-
As at March 31, 2020	-	257,685	4,200,180	4,457,865
Depreciation				
As at March 31, 2018	-	-	-	-
At April 01, 2018	-	153,054	51,368	204,422
Charge for the year	-	52,600	7,610	60,210
Disposal during the year	-	-	-	-
As at March 31, 2019	-	205,654	58,978	264,632
Charge for the year	-	41,572	7,610	49,182
Disposal during the year	-	-	-	-
As at March 31, 2020	-	41,572	7,610	49,182
Net block				
As at March 31, 2019	-	38,031	4,141,202	4,179,233
As at March 31, 2020	-	10,459	4,133,592	4,144,051

4 Capital work-in-progress

Particulars	Year ended March 31, 2020	Year ended March 31, 2019
A. Construction cost		
EPC cost	550,000,000	550,000,000
B. Financial cost		
Interest on Term loan	-	43,015,183
Bank & Financial charges	59,213,997	48,877,317
Less:		
Interest on Fixed deposits (including TDS)	-	-
C. Miscellaneous Expenses		
Professional & Consultancy fees	152,450,501	152,495,001
Management fees	-	-
Salaries	-	-
Business Development	508,323	508,323
Site expenses	-	-
Others	29,900,755	29,900,755
Total	792,073,576	824,796,579
(Gain) / loss on Exchange fluctuation		
Total Capital work-in-progress	792,073,576	824,796,579

5 Investment property

Particulars	As at March 31, 2020	As at March 31, 2019
Immovable property	3,989,300	3,989,300
	3,989,300	3,989,300
	3,989,300	3,989,300



Rahul Maheshwari

6 Intangible Assets : Concession asset

Particulars	Concession asset
Cost	
As at April 01, 2018	719,367,216
Additions during the year	-
Disposals during the year	-
As at March 31, 2019	719,367,216
Additions during the year	-
Disposals during the year	-
As at March 31, 2020	719,367,216
Amortization	
As at April 01, 2018	172,648,132
Charge for the year	28,774,689
Disposal during the year	-
As at March 31, 2019	201,422,821
Charge for the year	28,774,689
Disposal during the year	-
As at March 31, 2020	230,197,509
Net block	
As at March 31, 2019	517,944,395
As at March 31, 2020	489,169,707

7 Investment held for sale



Particulars	As at	As at
	March 31, 2020	March 31, 2019
Investment held for sale		
<i>Unquoted equity instruments</i>		
Yagyi Kalewa Highway Limited 98,000 (previous year Nil) equity shares of Rs 10 each, fully paid for consideration of 50,000/-)	27,927	27,927
	<u>27,927</u>	<u>27,927</u>

8 Trade receivables

Particulars	Non Current		Current	
	As at	As at	As at	As at
	March 31, 2020	March 31, 2019	March 31, 2020	March 31, 2019
Unsecured, considered good	-	-	9,843,224	9,834,001
Financial assets (Transfer)	-	-	-	-
	-	-	<u>9,843,224</u>	<u>9,834,001</u>

9 Loans and advances

Particulars	Long-term		Short-term	
	As at	As at	As at	As at
	March 31, 2020	March 31, 2019	March 31, 2020	March 31, 2019
Security deposits				
Unsecured, considered good	681,000	648,500	-	-
	<u>681,000</u>	<u>648,500</u>	-	-
Capital Advances				
Unsecured, considered good	-	-	95,325,435	95,325,435
	-	-	<u>95,325,435</u>	<u>95,325,435</u>
Loans and advances to related parties				
Unsecured, considered good	-	-	-	-
	-	-	-	-
Advance recoverable in cash or kind or for value to be received				
Unsecured, considered good	-	-	6,457,933	2,511,867
	-	-	<u>6,457,933</u>	<u>2,511,867</u>
Other loans and advances				
Advance income-tax (net of provision for taxation)	1,735,162	500,029	78,031,856	76,043,832
Balances with statutory / government authorities	4,670,154	-	-	-
MAT credit entitlement	8,837,961	9,202,539	-	-
Prepaid expenses	-	-	4,793,877	6,635,246
Other	-	-	-	42,867
	<u>15,243,277</u>	<u>9,702,568</u>	<u>82,825,733</u>	<u>82,721,945</u>
	<u>15,243,277</u>	<u>10,351,068</u>	<u>184,609,101</u>	<u>180,559,247</u>



Rahul Maheshwari

10 Deferred tax assets

Particulars	As at	As at
	March 31, 2020	March 31, 2019
Deferred tax liability		
Fixed assets: Impact of difference between tax depreciation and depreciation/ amortization	42,581,816	42,581,816
Gross deferred tax liability	42,581,816	42,581,816
Deferred tax asset		
Impact of expenditure charged to the statement of profit and loss in current year but allowed for tax purposes on payment basis	1,461,076	1,461,075
Unabsorbed losses/carried forward losses	73,473,621	73,473,621
Gross deferred tax asset	74,934,696	74,934,696
Deferred Tax Asset (net)	32,352,880	32,352,880

11 Other non current financial assets

Particulars	As at	As at
	March 31, 2020	March 31, 2019
Fixed Deposits more than 12 months (including interest)	31,981,411	29,349,119
	31,981,411	29,349,119

12 Cash and bank balances



Particulars	As at	As at
	March 31, 2020	March 31, 2019
Cash and cash equivalents		
Cash on hand	298,931	391,255
Balances with banks:		
On current accounts	88,620,234	24,318,765
on Escrow Account	9,308,494	7,501,457
On Bank deposit with less than 3 months maturity	406,561,751	218,550,950
	504,789,410	250,762,427

13 Bank balances other than above

Particulars	As at	As at
	March 31, 2020	March 31, 2019
Deposits with maturity for more than three months but less than 12 months including interest	124,537,292	323,044,483
	124,537,292	323,044,483

14 Financial Assets : Others

Particulars	Short Term	
	As at	As at
	March 31, 2020	March 31, 2019
Option Derivative	-	130,443,153
Investment Held for sale	-	-
Other Receivables	2,033,732	511,933
Loans and advances to related parties		
Unsecured, considered good	799,818,590	858,502,858
	801,852,322	989,457,944



Rahul Maheshwari

15 Equity

Particulars	As at	As at
	March 31, 2020	March 31, 2019
Authorised shares		
23,000,000 (previous year 23,000,000) equity shares of Rs. 10 each	230,000,000	230,000,000
Issued, subscribed and fully paid-up shares		
22,650,000 (previous year 22,650,000) equity shares of Rs. 10 each	226,500,000	226,500,000
	<u>226,500,000</u>	<u>226,500,000</u>

(a) Reconciliation of the shares outstanding at the beginning and at the end of the reporting period

Particulars	As at March 31, 2020		As at March 31, 2019	
	Nos.	Amount	Nos.	Amount
Equity shares outstanding at the beginning of the year	22,650,000	226,500,000	22,650,000	226,500,000
Add: Equity shares issued during the year/period	-	-	-	-
Outstanding at the end of the year/period	22,650,000	226,500,000	22,650,000	226,500,000

(b) Terms and rights attached to equity shares

The Company has only one class of equity shares having a par value of Rs. 10 per share. Each holder of equity shares is entitled to one vote per share.

In the event of liquidation of the Company, the holders of equity shares will be entitled to receive remaining assets of the Company, after distribution of all preferential amounts. The distribution will be in proportion to the number of equity shares held by the shareholders.

(c) Share capital held by its holding company

Out of equity shares issued, subscribed and fully paid up by the Company, shares held by its holding company and its nominees are as below:

Particulars	As at	As at
	March 31, 2020	March 31, 2019
Punj Lloyd Limited, the holding company (under CIRP)	226,500,000	226,500,000
22,650,000 (Previous year 22,650,000) equity shares of Rs. 10 each fully paid		


(d) List of shareholders holding more than 5% of the equity share capital of the Company at the beginning and at the end of the reporting year including nominees:


Name of Shareholder	As at March 31, 2020		As at March 31, 2019	
	Nos.	% of Holding	Nos.	% of Holding
Punj Lloyd Limited (under CIRP)	22,650,000	100%	22,650,000	100%

(e) No bonus shares or shares issued for consideration other than cash or shares bought back over the last five years immediately preceding the reporting date


16 Reserve and surplus

Particulars	As at	As at
	March 31, 2020	March 31, 2019
Capital Reserve		
Other Comprehensive Reserve		
Balance as per last financial statements	30,099,285	30,121,358
Other Comprehensive Income during the year on net investment in non-integral operations	-	(22,073)
Securities premium account		
Balance as per the last financial statements	75,000,000	75,000,000
Add: premium on issue of equity shares	-	-
Closing balance	105,099,285	105,099,285
Deficit in the statement of profit and loss		
Balance as per last financial statements	(665,018,502)	(640,355,265)
Changes during the year	-	-
(Loss)/profit for the year/period	120,973,188	(24,663,237)
Net deficit in the statement of profit and loss	(544,045,314)	(665,018,502)
Total reserves and surplus	(438,946,029)	(559,919,217)




Rahul Maheshwari

	Non- Current		Current Maturities	
	As at March 31, 2020	As at March 31, 2019	As at March 31, 2020	As at March 31, 2019
Term loan				
Indian rupee loan from banks (secured)				
Loan carries interest 10.75% p.a (previous year 10.30%). The loan is repayable in 25 structured unequal semi-annual installments commencing from the date of first annuity payment or December 31, 2014, whichever is earlier.	2,832,673,006	2,129,710,445	484,738,471	282,536,842
The loan is secured by a first mortgage and charge on all the Company's movable and immovable properties, intangible assets, both present and future, save and except the project assets. Further, the loan has been guaranteed by the corporate guarantee of Punj Lloyd Limited, the Ultimate holding company.				
Indian Rupee term loan from ICICI Bank Ltd and carries interest @ 11.75% p.a (previous year NIL pa). The loan is repayable in 15 structured unequal semi-annual installments commencing from, Oct-2019, and ending on 31st October, 2026 and ranging from Rs 2,46,74,736/- to 12,83,80,146/-				
Foreign currency loan from banks (secured)				
LIBOR + 1.25% loan repayable in 36 semi-annual installments, due and payable on each January 15 and July 15, beginning on July 15, 2012. The loan is secured against hypothecation over the assets of the Company.	313,379,547	312,033,373	33,907,253	32,848,500
6 Months LIBOR + 4.20 % (previous year 6 Months LIBOR + 4.20 %) loan repayable in 25 structured unequal semi-annual installments commencing from the date of first annuity payment or December 31, 2014, whichever is earlier.	-	-	-	1,387,627,931
The loan is secured by a first mortgage and charge on all the Company's movable and immovable properties, intangible assets, both present and future, save and except the project assets. Further, the loan has been guaranteed by the corporate guarantee of Punj Lloyd Limited (under CIRP), the Ultimate holding company.				
From financial institutions (secured)				
Loan carries interest 10.75% p.a (previous year 10.30%). The loan is repayable in 25 structured unequal semi-annual installments commencing from the date of first annuity payment or December 31, 2014, whichever is earlier.	909,382,147	968,871,966	59,784,479	44,354,654
	4,055,434,700	3,410,615,784	578,430,203	1,747,367,927
The above amount includes				
Secured borrowings	4,055,434,700	3,410,615,784	578,430,203	1,747,367,927
Amount disclosed under the head "other current liabilities"	-	-	(578,430,203)	(1,747,367,927)
Interest free loan from Punj Lloyd Infrastructure Ltd the Holding Co	-	-	-	-
Interest free loan from Punj Lloyd Limited (unsecured) (under CIRP)	2,512,736,498	2,512,736,498	-	-
	6,568,171,198	5,923,352,282	-	-



Rahul Maheshwari

18 Provisions

Particulars	Long-term		Short-term	
	As at	As at	As at	As at
	March 31, 2020	March 31, 2019	March 31, 2020	March 31, 2019
Provision for employee benefits				
Provision for gratuity	343,174	328,781	351	-
Provision for compensated absences	497,044	305,381	29,877	-
Provision for major maintenance	-	154,247,423	304,243,513	100,509,909
Provision for tax	-	-	-	-
	840,218	154,881,585	304,273,741	100,509,909
	840,218	154,881,585	304,273,741	100,509,909

19 Trade payables


Particulars	Long-term		Short-term	
	As at	As at	As at	As at
	March 31, 2020	March 31, 2019	March 31, 2020	March 31, 2019
Total Outstanding dues of micro and small enterprise	-	-	-	-
Total Outstanding dues other than micro and small enterprise	-	-	3,810,395	15,107,010
	-	-	3,810,395	15,107,010

20 Other current liabilities

Particulars	As at	As at
	March 31, 2020	March 31, 2019
Other liabilities		
Current maturities of long-term borrowings	578,430,203	1,747,367,927
Interest accrued but not due on borrowings	2,370,917	56,271,541
Due to related parties	-	-
Others	380,655,971	395,146,511
	961,457,091	2,198,785,979

21 Other financial liabilities

Particulars	As at	As at
	March 31, 2020	March 31, 2019
TDS payable	948,961	5,466,168
PF payable	18,045	25,839
Service Tax/ GST Payable	-	15,398
Others	48,957,274	48,923,955
	49,924,280	54,431,360
	49,924,280	54,431,360



Rahul Maheshwari

22 Other income

Particulars	Year ended	Year ended
	March 31, 2020	March 31, 2019
Other income	-	-
Interest	566,792,736	545,621,900
Derivative Premium	-	31,344,387
Unspent liabilities written back	93,838	28,905,430
Exchange differences (net)	110,383,502	-
	<u>677,270,076</u>	<u>605,871,716</u>

23 Employee benefit expenses

Particulars	Year ended	Year ended
	March 31, 2020	March 31, 2019
Salaries, wages and bonus	6,320,671	1,601,526
Contribution to provident fund	122,916	579,858
Gratuity expense	97,154	458,249
Compensated absences	373,922	79,347
Staff welfare expenses	204,280	-
	<u>7,118,943</u>	<u>2,718,980</u>

24 Other expenses



Particulars	Year ended	Year ended
	March 31, 2020	March 31, 2019
Irrecoverable Balance written off	-	1,350,000
Contractor charges	-	-
Rent	63,230	63,230
Hire charges	-	-
Rates and taxes	1,786,147	3,861,446
Office expenses	412,427	339,332
Insurance	10,279,461	12,872,494
Operation and maintenance:	12,769,959	187,113,940
Consultancy and professional charges	9,378,151	18,997,913
Travelling Expenses	430,037	773,287
Balances written off	-	-
Forex fluctuation	-	94,375,968
Provision for major maintenance	251,847,626	31,486,184
Option Derivative written off	130,443,153	-
Miscellaneous expenses	-	10,000
	<u>417,410,191</u>	<u>351,243,795</u>

25 Finance costs

Particulars	Year ended	Year ended
	March 31, 2020	March 31, 2019
Interest expense	487,061,088	493,447,345
Bank charges	6,250,567	683,683
Deemed interest charges	26,210,644	17,903,708
Other borrowing cost	26,560,857	34,888,568
	<u>546,083,156</u>	<u>546,923,304</u>

26 Earnings per share

Basic and diluted earnings	Year ended	Year ended
	March 31, 2020	March 31, 2019
Calculation of weighted average number of equity shares of Rs. 10 each		
Number of equity shares at the beginning of the year	22,650,000	22,650,000
Equity shares at the end of the year	22,650,000	22,650,000
Weighted average number of equity shares outstanding during the year	22,650,000	22,650,000
Net (loss)/ profit after tax available for equity share holders (Rs.)	120,973,188	(24,663,237)
Basic and diluted (loss)/earnings per share	5.34	(1.09)
Nominal value of share (Rs.)	10	10



Rahul Maheshwari

27 Segment Reporting
Business Segment:

The Company's business activity falls within a single business segment i.e. "business of development, construction, management, marketing and operation of Special Economic Zones and investments in other infrastructure projects". Therefore, segment reporting in terms of IndAS 108 on Segmental Reporting is not applicable.

Geographical Segment

The Company's operations are within India and does not operate in any other Country and hence there are no geographical segments.

28 Related party disclosures

Names of related parties and related party relationship

Related parties where control exists irrespective of whether transactions have occurred or not

Holding company Punj Lloyd Limited (under CIRP)

Related parties with whom transactions have taken place during the year

Holding company Punj Lloyd Limited (under CIRP)

Subsidiaries
Punj Lloyd Solar Power Limited
Khagaria Purnea Highway Project Limited
Indraprastha Metropolitan Development Ltd

Joint Venture of Holding Company Ramprastha Punj Lloyd Developers Private Limited



Fellow subsidiaries
Sembawang Infrastructure (India) Private Limited
Punj Lloyd Industries Ltd
Punj Lloyd Aviation Limited
Indraprastha Renewables Pvt Ltd (Formerly known as Punj Lloyd Delta Renewables Pvt Ltd)

Key Managerial Personnel

Mr. Atul Punj	Director
Mr. Rahul Maheshwari	Director
Mr. Gaurav Kapoor	Director
Mr. Shubham Kumar	Company Secretary from 04 October 2019
Mr. Shibu Joseph	CFO

Related party transactions

Particulars	Holding company		Fellow subsidiaries		JV of Holding Company	
	March 31, 2020	March 31, 2019	March 31, 2020	March 31, 2019	March 31, 2020	March 31, 2019
INCOME						
EPC Contractor Charges	-	-	-	-	-	-
Interest on unsecured loan - Punj Lloyd Industries Limited	-	-	4,576,502	5,000,000	-	-
Interest on unsecured loan - Punj Lloyd Aviation Limited	-	-	-	-	-	-
EXPENSES						
Rent	-	-	-	-	-	-
Contractor Charges	-	-	-	-	-	-
Operation and Maintenance charges	-	104,028,955	-	6,103,448	-	-
Major maintenance of carriageway	101,795,105	-	-	-	-	-
Receivable/(payable)						
Punj Lloyd Limited (under CIRP)	(2,876,837,667)	(2,876,837,667)	-	-	-	-
Sembawang Infrastructure (India) Private Limited	-	-	-	-	-	-
Punj Lloyd Industries Limited	-	-	-	58,907,535	-	-
Punj Lloyd Aviation Limited	-	-	6,351,517	6,351,517	-	-
Yagyi Kalewa Highway Limited	-	-	13,672	-	-	-
Ramprastha Punj Lloyd Developers Private Limited	-	-	-	-	793,120,624	793,120,000
Punj Lloyd Delta Renewables Pvt Ltd	-	-	-	-	-	-
Capital Advances						
Punj Lloyd Limited (under CIRP)	95,325,435	95,325,435	-	-	-	-
Corporate Guarantees given by Holding company	4,336,728,250	4,839,980,322	-	-	-	-



Rahul Maheshwari

29 The Punj Lloyd Infrastructure Group comprises of the following entities:-

a) Subsidiaries

Name of the entity	Country of Incorporation	% of voting power held as at March 31, 2020
Punj Lloyd Solar Power Limited	India	100
Khagaria Purnea Highway Project Limited	India	100
Indraprastha Metropolitan Development Limited	India	100

30 Fair Value

Set out below, is a comparison by class of the carrying amounts and fair values of the Company's financial instruments, other than those with carrying amounts that are reasonable approximation of fair value

Description	Carrying Value		Fair Value	
	Mar-20	Mar-19	Mar-20	Mar-19
Financial Assets				
Fair value through OCI Financial Investments	-	-	-	-
Total	-	-	-	-

The management assessed that cash and cash equivalents, trade payables, borrowings and other current liabilities approximate their carrying amounts largely due to the short term maturities of these instruments.

The fair value of the financial assets and liabilities is included at the amount at which the instrument could be exchanged in a current transaction between willing parties, other than in a forced or liquidation sale. The following methods and assumptions were used to estimate the fair values.

The fair value of quoted financial investments are based on price quotations at the reporting date. The fair value of equity instruments is also sensitive to a reasonably possible change in the growth rates. The valuation requires management to use unobservable inputs in the model, of which the significant unobservable inputs are disclosed in the tables below. The management regularly assesses a range of reasonable alternatives for those significant unobservable inputs and determines their impact on the total fair value.


The fair value of unquoted equity shares have been estimated using book value model by the expert valuer. The valuation requires the valuer to make certain assumptions about the model inputs. The probabilities of the various estimates within the range can be reasonably assessed and are used in management's estimate of fair value for these unquoted equity investments.

31 Fair Hierarchy

The following table provides the fair value measurement hierarchy of the Companies assets and liabilities.

Quantitative disclosures fair value measurement hierarchy for assets as at March 31, 2020

Assets for which fair values are disclosed	Fair value measurement using			
	Total	Quoted price in active market	Significant observable inputs	Significant Unobservable inputs
As at March 31, 2020				
Non Current Investments - Quoted	-	-	-	-
Non Current Investments - Unquoted	-	-	-	-
As at March 31, 2019				
Non Current Investments	-	-	-	-



Rahul Maheshwari

32 Financial risk management objectives and policies

Exposure to credit, interest rate, foreign currency risk and liquidity risk arises in the normal course of the Company's business. The Company has risk management policies which set out its overall business strategies, its tolerance or risk and its general risk management philosophy and has established processes to monitor and control the hedging of transactions in a timely and accurate manner. Such policies are reviewed by the management with sufficient regularity to ensure that the Company's policy guidelines are adhered to.

The management reviews and agrees policies for managing each of these risks, which are summarized below.

Credit Risk

Credit risk is the risk that counterparty will not meet its obligations under financial instrument or customer contract, leading to financial loss. The company is exposed to credit risk mainly from its operating activities i.e. trade receivable.

With respect to credit risk arising from the other financial assets of the Group, which comprise cash and cash equivalents and other receivables (including related party balances), the Group's exposure to credit risk arises from default of the counterparty, with a maximum exposure equal to the carrying amount of these instruments.

Market Risk

Market risk is the risk that the fair value of future cash flows of a financial instrument will fluctuate because of change in the market price. The only financial instruments affected by market risk is non current investments.

Interest rate risk

Interest rate risk is the risk that the fair value of a financial instrument will fluctuate because of changes in the market interest rate. The Company's exposure to the risk of changes in market interest rates related primarily to the Companies long term debt obligation with floating interest rate. As on March 31, 2020 the Company does not have any bank borrowing at floating interest rate.

33 Capital Management

For the purpose of the company's capital management, capital includes issued equity capital, and all other equity reserves attributable to the equity holders of the parent. The primary objective of the company's capital management is to maximise the shareholders value.

The company manages its capital structure and makes adjustment in light of changes in economic conditions and the requirements of the financial covenants. To maintain or adjust the capital structure, the company may adjust the dividend payment to shareholders, return capital to shareholders or issue new shares. The company monitors capital using a gearing ratio, which is net debts divided by total capital plus net debt. The company includes within net debt, interest bearing loans and borrowings, trade and other payables, less cash and cash equivalents, excluding discontinued operations.

	Mar-20	Mar-19
Long term borrowings	6,568,171,198	5,923,352,282
Trade payables	3,810,395	15,107,010
Other Payables	1,316,495,329	2,508,608,832
Less:		
Cash and cash equivalents	(504,789,410)	(250,762,427)
Net Debts	7,383,687,514	8,196,305,697
Equity	(212,446,029)	(333,419,217)
Capital & net debts	7,171,241,485	7,862,886,480
Gearing Ratio	103%	104%

34 Estimated amount of contracts remaining to be executed on capital account and not provided for (net of advances) by one of the subsidiary M/s Indraprastha Metropolitan Development Limited Rs. 1236,88,30,685/- (previous year- Rs. 1236,87,86,185/-)



35 A Concession Agreement was executed by subsidiary namely Indraprastha Metropolitan Development Limited with Delhi Police for Development of Police Residential Complex at Dheerpur, Delhi in April 2012. The Project couldn't be started owing to various reasons such as non availability of full Floor Area Ratio for Construction, change in Land use on part of project Land which was classified as mandatory green under DDA Zonal Plan, stay by National Green Tribunal and non achievement of financial closure due to depressed financial environment. Company is currently looking for a financial partner/Investor for funds to kick start the Project.

36 In the opinion of the management, the current assets, loan and advances appearing in the balance sheet have a value equivalent to the amount stated therein if realized during the ordinary course of business and all known liabilities have been provided.

37 The Company has entered into a long term contract with National Thermal Power Corporation Vidyut Vyapar Nigam Limited for sale of electricity @ Rs. 12.73 per unit starting from financial year 2012 for a period of 25 years. During the financial year ending March 31, 2020 the Company has incurred Rs. 9,98,91,897/- (previous year Rs. 10,17,01,288/-) as expenses and revenue of Rs. 11,03,49,994/- (previous year Rs. 10,75,14,099/-) on routine maintenance of assets. Also upto the year the Company has accrued provision for Rs. 9,90,36,153/- (previous year Rs. 8,85,27,679/-) towards major maintenance for the project based on present value of major maintenance to be incurred in future years.

38 Foreign Currency Transactions

Particulars	2019-2020	2018-2019
Interest	38,861,098	120,991,174
Commitment Fees	-	-
Others	17,142,637	26,484,054
	56,003,735	147,475,228




Rahul Maheshwari

- 39 The Micro and Small Enterprises have been identified by the Company from the available information, which has been relied upon by the auditors. According to such identification, there were no dues to Micro and Small Enterprise that are reportable as per Micro, Small and Medium Enterprise Development Act, 2006 outstanding as at March 31, 2020.
- 40 The company has not made Actuarial valuation as at March 31, 2020 in terms of IndAS 19 and provision of employee benefit has been made on estimated basis.
- 41 Balances of sundry debtors, sundry creditors, loans and advances and deposits are subject to balance confirmation and reconciliation thereof.
- 42 Provision for impairment loss as required under Indian Accounting Standard (IND AS) – 38 on impairment of Assets is not necessary as in the opinion of management there is no impairment of the company's assets in terms of IND AS – 38


As per our report of even date


UDIN: 21503079AAAAAH7408
for MYMR & ASSOCIATES
Chartered Accountants
Firm registration number: 020685N


For and on behalf of the Board of Directors of
Punj Lloyd Infrastructure Limited


MANOJ YADAV
Proprietor
M. No. : 503079


(Shibu Joseph)
CFO


(Shubham Kumar)
Company
Secretary


(Rahul Maheshwari)
Director
DIN-07345645


(Atul Punj)
Director
DIN-00005612

Place: New Delhi
Date: December 22, 2020

