

Punj Lloyd Ltd

Corporate Office I, 78 Institutional Area, Sector 32, Gurgaon 122 001, India
T +91 124 262 0123 F +91 124 262 0111
info@punjlloyd.com
www.punjlloyd.com



October 13, 2016

National Stock Exchange of India Limited
Exchange Plaza
Bandra Kurla Complex
Bandra (East)
Mumbai – 400051

BSE Limited
Department of Corporate Services
25th Floor
P J Towers
Dalal Street
Mumbai – 400001

Symbol: PUNJLLOYD

Scrip Code: 532693/PUNJLLOYD

Sub: Disclosure under Regulation 31 (1) (b) of the SEBI (Listing Obligations & Disclosure Requirements) Regulations, 2015

Dear Sir/Madam,

Pursuant to the provisions of captioned regulation, please find enclosed herewith shareholding pattern of the Company as on September 30, 2016.

You are kindly requested to take the same on record.

Thanking You,

Yours faithfully

For **PUNJ LLOYD LIMITED**

Dinesh Thairani
Group President-Legal & Company Secretary

Encl: As above

Registered Office

Punj Lloyd House, 17-18 Nehru Place, New Delhi 110 019, India
CIN: L74899DL1988PLC033314

Format of Holding of Specified securities

1.	Name of Listed Entity:PUNJ LLOYD LTD		
2.	Scrip Code/Name of Scrip/Class of Security:532693,PUNJLLOYD,EQUITY SHARES		
3.	Share Holding Pattern Filed under: Reg. 31(1)(a)/Reg.31(1)(b)/Reg.31(1)(c)		
	a. if under 31(1)(b) then indicate the report for quarter ending 30/09/2016		
	b. if under 31(1)(c) then indicate date of allotment/extinguishment		
4.	Declaration : The Listed entity is required to submit the following declaration to the extent of submission of information:		
	Particulars	YES*	NO*
a	Whether the Listed Entity has issued any partly paid up shares		NO*
b	Whether the Listed Entity has issued any Convertible Securities or Warrants?		NO*
c	Whether the Listed Entity has any shares against which depository receipts are issued?		NO*
d	Whether the Listed Entity has any shares in locked-in?		NO*
e	Whether any shares held by promoters are pledge or otherwise encumbered?#	YES*	
	*If the Listed Entity selects the option 'NO' for the questions above, the columns for the partly paid up shares, Outstanding Convertible Securities/Warrants, depository receipts, locked-in shares, No of shares pledged or otherwise encumbered by promoters, as applicable, shall not be displayed at the time of dissemination on the Stock Exchange website. Also wherever there is 'No' declared by Listed entity in above table the values will be considered as 'Zero' by default on submission of the format of holding of specified securities.		
	# Such shares are governed by Non disposal agreements entered into by Promoters with the Lenders of the Company.		
5	The tabular format for disclosure of holding of specified securities is as follows:		




Table I - Summary Statement holding of specified securities

Category	Category of Shareholder	No of Shareholders	No of fully paid up equity shares held	No of Partly paid up equity shares held	No of Shares Underlying Depository Receipts	Total No of Shares Held (VII) = (IV)+(V)+(VI)	Shareholding as a % of total no of shares (As a % of	Number of Voting Rights held in each class of securities			No of Shares Underlying Outstanding convertible securities	Shareholding as a % assuming full conversion	Number of Locked in Shares		Number of Shares pledged or otherwise encumbered		Number of equity shares held in dematerialized form	
								No of Voting Rights					Total as a % of (A+B+C)	No.	As a % of total	No.		As a % of total
								Class X	Class Y	Total								
(I)	(II)	(III)	(IV)	(V)	(VI)	(VII)	(VIII)	(IX)			(X)	(XI)	(XII)		(XIII)	(XIV)		
(A)	Promoter & Promoter Group	8	120011878	0	0	120011878	36.14	120011878	0	120011878	36.14	0	36.14	0	0.00	74371932	61.97	120011878
(B)	Public	342553	212083867	0	0	212083867	63.86	212083867	0	212083867	63.86	0	63.86	0	0.00	NA	NA	212058150
(C)	Non Promoter-Non Public																	
(C1)	Shares underlying DRs	0	0	0	0	0	NA	0	0	0	0.00	0	NA	0	0.00	NA	NA	0
(C2)	Shares held by Employees Trusts	0	0	0	0	0	0.00	0	0	0	0.00	0	0.00	0	0.00	NA	NA	0
	Total:	342561	332095745	0	0	332095745	100.00	332095745	0	332095745	100.00	0	100.00	0	0.00	74371932	22.39	332070028




Table II - Statement showing shareholding pattern of the Promoter and Promoter Group

Category	Category & Name of the Shareholder	PAN	No of Shareholders	No of fully paid up equity shares held	No of Partly paid-up equity shares held	No of Shares Underlying Depository Receipts	Total No of Shares Held (III+V+VI)	Shareholding as a % of total no of shares (calculated as per SCRR, 1957 (VIII) As a % of (A+B+C2)	Number of Voting Rights held in each class of securities			No of Shares Underlying Outstanding convertible securities (including Warrants)	Shareholding as a % assuming full conversion of convertible Securities (as a percentage of diluted share capital) (VII)+(X) As a % of (A+B+C2)	Number of Locked in Shares		Number of Shares pledged or otherwise encumbered		Number of equity shares held in dematerialized form		
									No of Voting Rights					Total as a %		No.	As a % of		No.	As a % of
									Class X	Class Y	Total									
(I)	(II)	(III)	(IV)	(V)	(VI)	(VII)	(VIII)	(IX)			(X)	(XI)	(XII)	(XIII)	(XIV)	(XV)				
(1)	Indian																			
(a)	Individuals/Hindu undivided Family		4	21036891	0	0	21036891	6.33	21036891	0	21036891	6.33	0	6.33	0	0.00	0	0.00	21036891	
	ATUL PUNJ	AADHA4197H	1	820	0	0	820	0.00	820	0	820	0.00	0	0.00	0	0.00	0	0.00	820	
	INDU RANI PUNJ	AAJPP5711C	1	9997065	0	0	9997065	3.01	9997065	0	9997065	3.01	0	3.01	0	0.00	0	0.00	9997065	
	SATYANARIAN PRAKASH PUNJ	ACMPP1444R	1	10537281	0	0	10537281	3.17	10537281	0	10537281	3.17	0	3.17	0	0.00	0	0.00	10537281	
	JYOTI PUNJ	ADEPP0843L	1	501725	0	0	501725	0.15	501725	0	501725	0.15	0	0.15	0	0.00	0	0.00	501725	
(b)	Central Government/State Government(s)		0	0	0	0	0	0.00	0	0	0	0.00	0	0.00	0	0.00	0	0.00	0	
(c)	Financial Institutions/Banks		0	0	0	0	0	0.00	0	0	0	0.00	0	0.00	0	0.00	0	0.00	0	
(d)	Any Other		2	21853017	0	0	21853017	6.58	21853017	0	21853017	6.58	0	6.58	0	0.00	14152977	64.76	21853017	
	PVF HYDRAULICS PRIVATE LIMITED	AAACPG030E	1	40	0	0	40	0.00	40	0	40	0.00	0	0.00	0	0.00	0	0.00	40	
	SPECTRA PUNJ FINANCE PRIVATE LIMITED	AAACS3351H	1	21852977	0	0	21852977	6.58	21852977	0	21852977	6.58	0	6.58	0	0.00	14152977	64.76	21852977	
	Sub-Total (A)[1]		6	42889908	0	0	42889908	12.91	42889908	0	42889908	12.91	0	12.91	0	0.00	14152977	39.00	42889908	
(2)	Foreign																			
(a)	Individuals (Non-Resident Individuals/Foreign Individuals)		1	1430540	0	0	1430540	0.43	1430540	0	1430540	0.43	0	0.43	0	0.00	0	0.00	1430540	
	ATUL PUNJ	AAFP1942D	1	1430540	0	0	1430540	0.43	1430540	0	1430540	0.43	0	0.43	0	0.00	0	0.00	1430540	
(b)	Government		0	0	0	0	0	0.00	0	0	0	0.00	0	0.00	0	0.00	0	0.00	0	
(c)	Institutions		0	0	0	0	0	0.00	0	0	0	0.00	0	0.00	0	0.00	0	0.00	0	
(d)	Foreign Portfolio Investor		0	0	0	0	0	0.00	0	0	0	0.00	0	0.00	0	0.00	0	0.00	0	
(e)	Any Other		1	75691430	0	0	75691430	22.79	75691430	0	75691430	22.79	0	22.79	0	0.00	60218955	79.56	75691430	
	CAWDOR ENTERPRISES LIMITED	AACCC8363M	1	75691430	0	0	75691430	22.79	75691430	0	75691430	22.79	0	22.79	0	0.00	60218955	79.56	75691430	
	Sub-Total (A)[2]		2	77121970	0	0	77121970	23.22	77121970	0	77121970	23.22	0	23.22	0	0.00	60218955	78.08	77121970	
	Total Shareholding of Promoter and Promoter Group (A)=[A][1]+A[2]		8	120011878	0	0	120011878	36.14	120011878	0	120011878	36.14	0	36.14	0	0.00	74371932	61.97	120011878	





Table III - Statement showing shareholding pattern of the Public shareholder

Category	Category & Name of the Shareholder	PAN	No of Shareholders	No of fully paid up equity shares held	No of Partly paid-up equity shares held	No of Shares Underlying Depository Receipts	Total No of Shares Held (IV+V+VI)	Shareholding as a % of total no of shares (A+B+C)	Number of Voting Rights held in each class of securities			No of Shares Underlying Outstanding convertible securities (Including Warrants)	Shareholding as a % assuming full conversion of convertible Securities (as a percentage of diluted share capital)	Number of Locked in Shares		Number of Shares pledged or otherwise encumbered		Number of equity shares held in dematerialized form	
									No of Voting Rights		Total as a % of (A+B+C)			No.	As a % of total	No.	As a % of total		
									Class X	Class Y									Total
	(i)	(ii)	(iii)	(iv)	(v)	(vi)	(vii)	(viii)	(ix)			(x)	(xi)	(xii)	(xiii)		(xiv)		
(1)	Institutions																		
(a)	Mutual Funds		1	2653	0	0	2653	0.00	2653	0	2653	0.00	0	0.00	0	0.00	NA	NA	2653
(b)	Venture Capital Funds		0	0	0	0	0	0.00	0	0	0	0.00	0	0.00	0	0.00	NA	NA	0
(c)	Alternate Investment Funds		0	0	0	0	0	0.00	0	0	0	0.00	0	0.00	0	0.00	NA	NA	0
(d)	Foreign Venture Capital Investors		0	0	0	0	0	0.00	0	0	0	0.00	0	0.00	0	0.00	NA	NA	0
(e)	Foreign Portfolio Investors		15	7343143	0	0	7343143	2.21	7343143	0	7343143	2.21	0	2.21	0	0.00	NA	NA	7343143
(f)	Financial Institutions/Banks		28	22794368	0	0	22794368	6.86	22794368	0	22794368	6.86	0	6.86	0	0.00	NA	NA	22794368
	LIC OF INDIA PROFIT PLUS GROWTH FUND	AAACL0582H		18352701	0	0	18352701	5.53	18352701	0	18352701	5.53	0	5.53	0	0.00	NA	NA	18352701
(g)	Insurance Companies		0	0	0	0	0	0.00	0	0	0	0.00	0	0.00	0	0.00	NA	NA	0
(h)	Provident Funds/Pension Funds		0	0	0	0	0	0.00	0	0	0	0.00	0	0.00	0	0.00	NA	NA	0
(i)	Any Other																		
	FOREIGN NATIONALS		1	500	0	0	500	0.00	500	0	500	0.00	0	0.00	0	0.00	NA	NA	500
	Sub Total (B)(1)		45	30140664	0	0	30140664	9.08	30140664	0	30140664	9.08	0	9.08	0	0.00	NA	NA	30140664
(2)	Central Government/State Government(s)/President of India		0	0	0	0	0	0.00	0	0	0	0.00	0	0.00	0	0.00	NA	NA	0
	Sub Total (B)(2)		0	0	0	0	0	0.00	0	0	0	0.00	0	0.00	0	0.00	NA	NA	0
(3)	Non-Institutions																		
(a)	i.Individual shareholders holding nominal share capital up to Rs.2 lakhs		336385	135007344	0	0	135007344	40.65	135007344	0	135007344	40.65	0	40.65	0	0.00	NA	NA	134983052
	ii.Individual shareholders holding nominal share capital in excess of Rs. 2 lakhs		38	10023277	0	0	10023277	3.02	10023277	0	10023277	3.02	0	3.02	0	0.00	NA	NA	10023277
(b)	NBFCs Registered with RBI		10	34140	0	0	34140	0.01	34140	0	34140	0.01	0	0.01	0	0.00	NA	NA	34140
(c)	Employee Trusts		0	0	0	0	0	0.00	0	0	0	0.00	0	0.00	0	0.00	NA	NA	0
(d)	Overseas Depositories (Holding DRs)(Balancing figure)		0	0	0	0	0	0.00	0	0	0	0.00	0	0.00	0	0.00	NA	NA	0
(e)	Any Other																		
	NON RESIDENT INDIAN NON REPATRIABLE		773	826976	0	0	826976	0.25	826976	0	826976	0.25	0	0.25	0	0.00	NA	NA	826976
	BODIES CORPORATES		2022	27837390	0	0	27837390	8.38	27837390	0	27837390	8.38	0	8.38	0	0.00	NA	NA	27837000
	TRUSTS		8	28250	0	0	28250	0.01	28250	0	28250	0.01	0	0.01	0	0.00	NA	NA	28250
	NON RESIDENT INDIANS		3011	6293099	0	0	6293099	1.89	6293099	0	6293099	1.89	0	1.89	0	0.00	NA	NA	6292054
	CLEARING MEMBERS		261	1892727	0	0	1892727	0.57	1892727	0	1892727	0.57	0	0.57	0	0.00	NA	NA	1892727
	Sub Total (B)(3)		342508	181943203	0	0	181943203	54.79	181943203	0	181943203	54.79	0	54.79	0	0.00			181917486
	Total Public Shareholding (B) = (B)(1)+(B)(2)+(B)(3)		342553	212083867	0	0	212083867	63.6	212083867	0	212083867	63.86	0	63.86	0	0.00			212058150



Table IV - Statement showing shareholding pattern of the Non Promoter - Non Public Shareholder

Category	Category & Name of the Shareholder	PAN	No of Shareholders	No of fully paid up equity shares held	No of Partly paid-up equity shares held	No of Shares Underlying Depository Receipts	Total No of Shares Held (IV+V+VI)	Shareholding as a % of total no of shares (A+B+C2)	Number of Voting Rights held in each class of securities			No of Shares Underlying Outstanding convertible securities (Including Warrants)	Shareholding as a % assuming full conversion of convertible Securities (as a percentage of diluted share capital)	Number of Locked in Shares		Number of Shares pledged or otherwise encumbered		Number of equity shares held in dematerialized form	
									No of Voting Rights		Total as a % of (A+B+C)			No.	As a % of total Shares held	No.	As a % of total Shares held		
									Class X	Class Y									Total
	(I)	(II)	(III)	(IV)	(V)	(VI)	(VII)	(VIII)	(IX)			(X)	(XI)	(XII)		(XIII)	(XIV)		
(1)	Custodian/DR Holder		0	0	0	0	0	0.00	0	0	0	0.00	0	0.00	0	0.00	NA	NA	0
(2)	Employee Benefit Trust (under SEBI(Share based Employee Benefit) Regulations 2014)		0	0	0	0	0	0.00	0	0	0	0.00	0	0.00	0	0.00	NA	NA	0
Total Non-Promoter-Non Public Shareholding (C) = (C)(1)+(C)(2)			0	0	0	0	0	0.00	0	0	0	0.00	0	0.00	0	0.00			0



Details of the shareholders acting as persons in Concert including their Shareholding:			
Name of Shareholder	Name of PAC	No of shares	Holding%
	NA	0	0
Total:		0	0



Details of Shares which remain unclaimed may be given hear along with details such as number of shareholders, outstanding shares held in demat/unclaimed suspense account

No of Shareholders	No of shares
45	2505

